



UNIVERSE

PAMESA
cerámica

catalogue 2023

UNIVERSE

Escape the usual and create
your own reality.

CATÁLOGO GENERAL

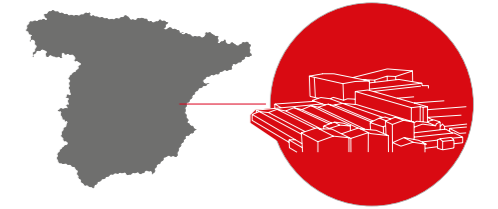
23

PAMESA
cerámica



MÁS DE 50 AÑOS DE EXPERIENCIA

PAMESA CERÁMICA es una empresa dedicada al diseño, fabricación y comercialización de materiales cerámicos. Nuestro objetivo es ser reconocidos como una empresa excelente en nuestro sector de actividad, mediante un servicio y producto de calidad, así como la mejora del desempeño ambiental.



Pamesa Cerámica en Vila-real (Castellón) España / Pamesa Cerámica facilities in Vila-real (Castellón) Spain

MORE THAN 50 YEARS OF EXPERIENCE

PAMESA CERÁMICA is a company dedicated to the design, manufacturing and commercialization of ceramic materials. Our main aim is to be recognized as an excellent company in our business sector, through a quality service and product. PAMESA evidences its desire to improve environmental performance through its commitments.

PLUS DE 50 YEARS OF EXPERIENCE

PAMESA CERÁMICA est une entreprise qui se consacre à la conception, à la fabrication et à la commercialisation de matériaux céramiques. Notre objectif est d'être reconnu comme une excellente entreprise dans notre secteur d'activité, grâce à un service et un produit de qualité, ainsi qu'à l'amélioration de nos performances environnementales.

MEDIO AMBIENTE

Siempre en continuo desarrollo

Pamesa Cerámica cuenta con un sistema de gestión ambiental para identificar y minimizar el impacto de sus operaciones sobre las emisiones atmosféricas, aguas residuales, residuos y contaminación acústica.

Autorización ambiental integrada

La compañía está comprometida con el cumplimiento de las disposiciones legales en material medioambiental. Pamesa cuenta con la Autorización Ambiental Integrada, otorgada por la Conselleria de Territorio y Vivienda de la Generalitat Valenciana.

Protocolo de Kioto

Pamesa fue la primera empresa del sector cerámico que consiguió el reconocimiento de asignación de derechos de CO2, cumpliendo así con el Protocolo de Kioto.

Sistema integrado de gestión

Empresa adherida al Sistema Integrado de Gestión (SIG), diseñado por Ecoembes y encaminado a la recogida selectiva y recuperación de residuos de envases para su tratado, reciclado y valoración.

Reciclaje

Aplicando criterios de mejora continua, lleva a cabo una valorización interna de los residuos y una recogida selectiva de los mismos como cartón, plástico o madera.

Eficiencia operativa

Pamesa está comprometida con la optimización en la gestión del agua, basada en los principios de reutilización y optimización de la misma en diferentes procesos. Además, apuesta por la aplicación constante de criterios de eficiencia energética en sus instalaciones y actividades.

Certificación ambiental

La compañía cuenta con Declaraciones Ambientales de Producto (DAP) para todas las familias de producto que comercializa. Una declaración concedida por Aenor en 2014 y ampliada en 2015 que destaca productos respetuosos con el medio ambiente.

ENVIRONMENT

Always in continuous development

Pamesa Cerámica has an environmental management system to identify and minimise the impact of its operations on atmospheric emissions, waste water, other waste and noise pollution.

Integrated Environmental Authorisation

The company is committed to complying with all current environmental legislation. Pamesa has been granted Integrated Environmental Authorisation by the Valencia Regional Government's Department for Territory and Housing.

Kyoto Protocol

Pamesa was the first company in the ceramic sector to obtain recognition of allocation of CO2 emission rights, thus complying with the Kyoto Protocol.

Integrated Management System

The company is signed up to the Integrated Management System (SIG) designed by Ecoembes for the selective collection and recovery of waste for treatment, recycling and appraisal.

Recycling

Applying criteria of continuous improvement, the firm carries out internal appraisals of waste and selective collection of waste materials like cardboard, plastic or wood, and helps to combat deforestation through the introduction of the europalette.

Operational efficiency

Pamesa is committed to optimising water management based on the principles of recycling and water optimisation in all its processes. The firm also follows energy efficiency criteria in its premises and activities.

Environmental certification

The company has Environmental Product Declarations (EPDs) for every product family Pamesa Cerámica sells.

This declaration for environmentally friendly products was awarded by Aenor in 2014 and extended in 2015.

ENVIRONNEMENT

En perpétuel développement continu

Pamesa dispose d'un système de gestion environnementale pour identifier et minimiser l'impact de ses opérations sur les émissions atmosphériques, les eaux résiduaires, les déchets et la pollution acoustique.

Autorisation environnementale intégrée

La compagnie s'engage à respecter les dispositions légales en matière environnementale. Pamesa possède l'Autorisation environnementale intégrée, décernée par le Conseil du Territoire et du Logement de la Generalitat Valenciana.

Protocole de Kyoto

Pamesa fut la première entreprise du secteur céramique à obtenir la reconnaissance d'assignation de droits de CO2, satisfaisant ainsi au Protocole de Kyoto.

Système intégré de gestion

Entreprise adhérente au Système intégré de gestion (SIG), conçu par Ecoembes et dirigé à la collecte sélective et la récupération des déchets d'emballages pour leur traitement, leur recyclage et leur évaluation.

Recyclage

En appliquant des critères d'amélioration continue, on effectue une valorisation interne des déchets et une collecte sélective de ceux-ci comme le carton, le plastique ou le bois et l'on contribue à lutter contre la déforestation avec l'introduction de l'europalette.

Efficience opérationnelle

Pamesa est engagée vis-à-vis de l'optimisation dans la gestion de l'eau, basée sur les principes de réutilisation et d'optimisation de celle-ci dans différents processus. De plus, il mise sur l'application constante de critères d'efficacité énergétique dans ses installations et ses activités.

Certification environnementale

Pamesa dispose de Déclarations environnementales de produit (DAP) pour toutes les familles de produit qu'elle commercialise. Une déclaration décernée par Aenor en 2014 et étendue en 2015 qui témoigne de produits respectueux envers l'environnement.



CALIDAD

Pamesa tiene implantado un sistema de gestión de calidad, acorde con la norma ISO 9001: 2015, certificado por Lloyd's Register Quality Assurance. Apostando por la excelencia en la gestión y entendiendo la calidad como su seña de identidad, las claves en el cumplimiento de esta normativa son:

- Mejorar la satisfacción de los clientes.
- Incrementar el compromiso de los empleados con la calidad.
- Optimizar el funcionamiento de las unidades de negocio y el servicio de comercialización.
- Apostar por la mejora continua como clave del éxito empresarial.

QUALITY

Pamesa has a quality management system in accordance with the standard ISO 9001: 2015, certified by Lloyd's Register Quality Assurance. Committing to managerial excellence and taking quality as its hallmark, the key points for complying with this standard are:

- Improving customer satisfaction.
- Increasing employees commitment to quality.
- Optimising the operations of business units and marketing services.
- Committing to continuous improvement as the key to business success.

QUALITÉ

Pamesa a implanté un système de gestion de la qualité, conformément à la norme ISO 9001: 2015, certifié par Lloyd's Register Quality Assurance. Misant sur l'excellence dans la gestion et comprenant la qualité comme son signe d'identité, les clés dans l'accomplissement de cette réglementation sont:

- Améliorer la satisfaction des clients.
- Augmenter l'engagement des employés envers la qualité.
- Optimiser le fonctionnement des unités d'affaires et le service de commercialisation.
- Miser sur l'amélioration continue comme clé du succès entrepreneurial.

Índice

Index

Index

UNIVERSE

Escape the usual and create your own reality.

CEMENTOS Y PIEDRAS

ALLOY	18
AROA	20
DORIA	22
DRESDEN	24
DUPLOCEM	26
DUPLOSTONE	28
EATON	30
ELEGANZA	32
ELEGANZA / NARA	34
ELGIN	36
EOS - EOS WOOD	38
ERDING	40
ESSEN	42
ESSENZA	44
ESSENZA LAVA	46
ESSENZA PLUS	48
FIUME	50
KONCEPT	52
K-SLATE	54
K-STONE	56
MOSEL	58
ODEON	60
OMNIA	62
PIETRA DI JURA	64
PIETRA DI LAVAGNA	66
PIETRA DI SAVOIA	68
PROVENZA	70
PROVENZAL	72
SLATE WAY	74
STYLE	76
SV. HIERRO	78
VITA	80
VINTAGE	82

MÁRMOLES

ALBANO	86
ARABESCATO	88
AREZZO	90
ASCOLANO	92
BELVEDERE	94
CALACATA GOLD	96
CALACATA WHITE	98
CRYSTAL WHITE	100
DOLOMITE	102
FENIX	104
FORVM	106
GARDA	108
GROTTO	110
IMPERIUM	112
KASHMIR	114
LENCI	116
LLEVANT	118
LUCCA	120
LUNI	122
ONIX	124
PALLADIO	126
PIETRA DI MARMI	128
TRESANA	130
VERONA	132

MADERAS

BOIS	136
ELK	138
GREENPARK	140
GREENWICH	142
INZA	144
K-WOOD	146
NERA	148
OLDMANOR	150
OLDMANOR 90x90	152
PINE WOOD	154
ROVERE	156
SONOMA	158

REVESTIMIENTO PASTA BLANCA

ADAIR	162
AGERI	164
AGERI / PIETRA RIGUE	166
ALBION	168
ANZA	170
ATKA	172
BOLSENA - VICO - PONTESEI	174
BRIENZ	176
CALACATA GOLD	178
CALACATA WHITE	180
CELLINI	182
DESERT 33,3x100	184

DESERT 40x120	186
DONEGAL	188
DOSSO 40x120	190
DOSSO 25x75	192
DUMAI	196
ELEGANZA	198
ESSEN	200
ESSENZA 30x90	202
ESSENZA 40x120	204
EXETER	206
FORVM	208
GEBEL / TABELLA GEBEL	210
GOLDEN 33,3x100	212
GOLDEN 40x120	214
GOLDEN 30x90	216
IMBROS	218
KAURI	220
KEDIRI	222
KONCEPT	224
KONCEPT / ALDARA - AMIRA	226
LEMNOS	228
MANAOS	230
NERA RLV.	232
NIRO	234
NUVA/ ORDESA	236
ODEON	238
REGAL	240
ROVERE RLV	242
SILKSTONE	244
SILS	246
SOUL - WABE	248
SYMI	250
TORANO	252
TREND COLLECTION/ANTIC TREND	254
TREND COLLECTION/MODERN TREND	256
TREND COLLECTION/ROYAL TREND	258
TREND COLLECTION/VEGETAL TREND	260
VITA 40x120	262
VITA 30x90	264
WELLS	266
WHITES 20x60	270
WHITES 25x75	272
WHITES 30x60	274
WHITES 30x90	276
WHITES 33,3x100	278
WHITES 40x120	280
ZEN COLLECTION /NAHA-NAGOYA	282
ZEN COLLECTION /TOKAI	284

REVESTIMIENTO PASTA ROJA

ALBI	288
ARTISAN	290
ARTLINE	292
BRIENZ	294
DREAM	296
GRAVEL	298
KENYA	300
KLIM	302
LOWRY	304
POTSDAM /NEU	308
SASSI	310
SOFT	312
SPRING	314
URBANA	316
VIEDMA	318
WHITES ALASKA - TORONTO	320
WATERCOLOR	322

PAVIMENTO PASTA ROJA

CASTLE	326
DREAM	328
FRONDA	330
TOVAR	332
URBANA	334

CARACTERÍSTICAS TÉCNICAS

SISTEMA CORONACIÓN 20MM	338
PLOTS REGULABLES	340
MANTENIMIENTO Y LIMPIEZA	342
PIEZAS ESPECIALES	344
TABLA DE UTILIDADES TÉCNICAS	346
CARACTERÍSTICAS TÉCNICAS	348

TIPOLOGÍA DE PRODUCTO
PRODUCT SERIES
FAMILLE DE PRODUCT

- **COMPACGLASS**
GRES PORCELÁNICO ESMALTADO
GLAZED PORCELAIN TILES
GRÈS CÉRAMÉ EMAILLÉ
- **LEVIGLASS**
GRES PORCELÁNICO ESMALTADO PULIDO
RECTIFICADO
POLISHED GLAZED RECTIFIED PORCELAIN TILES
GRÈS CÉRAMÉ EMAILLÉ POLI RECTIFIÉE
- **DECORSTONE**
GRES PORCELÁNICO
PORCELAIN TILES
GRÈS CÉRAMÉ
- **ALTO BRILLO SEMIPULIDO**
GRES PORCELÁNICO SEMIPULIDO RECTIFICADO
RECTIFIED SEMIPOLISHED PORCELAIN TILES
GRÈS CÉRAMÉ SEMIPOLI RECTIFIÉE
- **LUXGLASS**
GRES PORCELÁNICO RECTIFICADO
RECTIFIED PORCELAIN TILES
GRÈS CÉRAMÉ RECTIFIÉE
- **COMPACTTO PEDRA**
GRES PORCELÁNICO
PORCELAIN TILES
GRÈS CÉRAMÉ
- **COMPACTTO PEDRA SEMIPULIDO**
GRES PORCELÁNICO SEMIPULIDO RECTIFICADO
RECTIFIED SEMIPOLISHED PORCELAIN TILES
GRÈS CÉRAMÉ SEMIPOLI RECTIFIÉE
- **REVESTIMIENTO PASTA BLANCA**
WHITE BODY WALL TILES
REVÊTEMENT PÂTE BLANCHE
- **REVESTIMIENTO PASTA ROJA**
RED BODY WALL TILES
REVÊTEMENT PÂTE ROUGE
- **PAVIMENTO PASTA ROJA**
RED BODY FLOOR TILES
SOL PÂTE ROUGE

SIMBOLOGÍA
SYMBOLS / LÉGENDE

ACABADOS
FINISHES
FINITIONS

- BRILLO**
GLOSSY
BRILLANT
- MATE**
MATT
MAT
- SEMIPULIDO**
ALTO BRILLO
SEMI POLISHED
HIGH GLOSS
SEMI-POLI
HAUTE BRILLANCE
- LUXGLASS**
- LEVIGLASS**
- RECTIFICADO**
RECTIFIED
RECTIFIÉE
- SIN RECTIFICAR**
NON RECTIFIED
NON RECTIFIÉE
- ESPESOR DE 20 MM**
20 MM THICKNESS
20 MM D'ÉPAISSEUR
- ANTIBACTERIANO**
ANTIMICROBIAL
ANTIMICROBIEN

TIPO DE SUPERFICIE
TYPE OF SURFACE
TYPE DE SURFACE

- REVESTIMIENTO**
WALL TILE
REVÊTEMENT
- PAVIMENTO**
FLOOR TILE
SOL
- CONTACT GRIP***

COLOCACIÓN
TILE LAYING
POSE

- RECOMENDABLE NO COLOCAR TRABADO A MITAD DE PIEZA**
WE DO NOT RECOMMEND LAYING THE TILES BRICKBOND (BRICK-JOINTED) HALFWAY
RECOMMANDÉ DE NE PAS POSER EN DÉCALÉ À LA MOITIÉ DE LA PIÈCE
- COLOCACIÓN CON POSICIÓN**
PLACEMENT WITH POSITION
PLACEMENT AVEC POSITION

CARACTERÍSTICAS TÉCNICAS
TECHNICAL FEATURES
SPÉCIFICATIONS TECHNIQUES

- UNE 41901 EX**
Resistencia al deslizamiento (Péndulo)
Slip resistance (Pendulum)
Résistance au glissement (Pendule)
- DIN 51130**
Ángulo crítico de deslizamiento (Rampa)
Critical slip angle (Ramp)
Angle de glissement critique (Rampe)
- DIN 51097**
Ángulo crítico deslizamiento. Zonas húmedas de andar descalzo
Critical slip angle. Barefoot wetted areas
Angle de glissement critique. Zones mouillées pieds nus


- DCOF ANSI A326.3**
Coeficiente de fricción dinámica (DCOF) de pavimentos rígidos
Dynamic coefficient of friction (DCOF) of rigid pavements
Coefficient de frottement dynamique (DCOF) des chaussées rigides

- BS7976**
Clasificación según los valores de los ensayos del péndulo (mojado)
Classification according to pendulum test values (wet)
Classification selon les valeurs du test du pendule (humide)



UPEC-CSTB

GUÍA DE CONTENIDOS
TABLE OF CONTENTS / GUIDE DES MATIÈRES



TIPOLOGÍA DE PRODUCTO
PRODUCT SERIES
FAMILLE DE PRODUCT

* Tratamiento superficial aplicado después de la cocción sujeto a condiciones de modelo color, cantidad y suministro y que cumple con la norma española CTE.

* Surface treatment compliant with the Spanish building code (CTE), applied after firing depending on the model, colour, amount and delivery conditions.

* Traitement superficiel appliqué après la cuisson et assujéti aux conditions de modèle, couleur, quantité et fourniture, et qui respecte le code technique de la construction espagnol.

An aerial photograph of a quarry or industrial site. The ground is covered with large, irregular piles of light-colored material, likely cement or stone. The piles are arranged in a somewhat circular pattern, with some smaller piles in the center. The lighting creates strong shadows, highlighting the textures and contours of the material. The overall scene is industrial and somewhat desolate.

CEMENTOS Y PIEDRAS

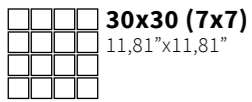
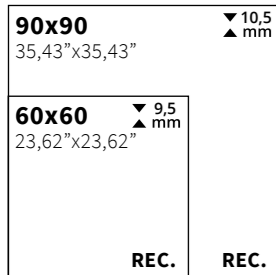

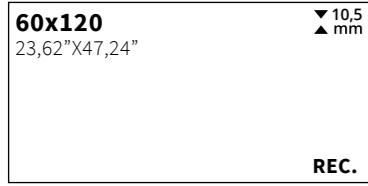
CEMENT AND STONES
CIMENTS ET PIERRES

ALLOY



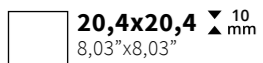
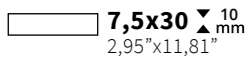
DECORSTONE

Formatos / Sizes / Formats



COMBINACIONES
MATCHING COLLECTIONS
LES COLLECTIONS À COMBINER

ALLOY (ORIGIN CAT.)



● Alloy	Pearl	60x120	Rec.	M99	017.869.0169.10476	📄
● Alloy	Pearl	60x120	Rec.	M120	071.869.0169.10476	📄
● Alloy	Pearl	120x120	Rec.	M139	017.120.0169.10476	📄
● Alloy	Pearl	120x120	Rec.	M174	071.120.0169.10476	📄
● Alloy	Pearl	90x90	Rec.	M99	017.804.0169.10476	📄
● Alloy	Pearl	90x90	Rec.	M112	071.804.0169.10476	📄
● Alloy	Pearl	60x60	Rec.	M57	017.840.0169.10476	📄
● Alloy	Pearl	60x60	Rec.	M85	071.840.0169.10476	📄
● Alloy	Pearl	30x30(7)	Malla	M201	025.590.0169.10476	📄
● Alloy	Pearl	30x30(7)	Malla	M201	051.590.0169.10476	📄



● Alloy	Grey	60x120	Rec.	M99	017.869.0161.10476	📄
● Alloy	Grey	60x120	Rec.	M120	071.869.0161.10476	📄
● Alloy	Grey	120x120	Rec.	M139	017.120.0161.10476	📄
● Alloy	Grey	120x120	Rec.	M174	071.120.0161.10476	📄
● Alloy	Grey	90x90	Rec.	M99	017.804.0161.10476	📄
● Alloy	Grey	90x90	Rec.	M112	071.804.0161.10476	📄
● Alloy	Grey	60x60	Rec.	M57	017.840.0161.10476	📄
● Alloy	Grey	60x60	Rec.	M85	071.840.0161.10476	📄
● Alloy	Grey	30x30(7)	Malla	M201	025.590.0161.10476	📄
● Alloy	Grey	30x30(7)	Malla	M201	051.590.0161.10476	📄



● Alloy	Coal	60x120	Rec.	M99	017.869.0298.10476	📄
● Alloy	Coal	60x120	Rec.	M120	071.869.0298.10476	📄
● Alloy	Coal	120x120	Rec.	M139	017.120.0298.10476	📄
● Alloy	Coal	120x120	Rec.	M174	071.120.0298.10476	📄
● Alloy	Coal	90x90	Rec.	M99	017.804.0298.10476	📄
● Alloy	Coal	90x90	Rec.	M112	071.804.0298.10476	📄
● Alloy	Coal	60x60	Rec.	M57	017.840.0298.10476	📄
● Alloy	Coal	60x60	Rec.	M85	071.840.0298.10476	📄
● Alloy	Coal	30x30(7)	Malla	M201	025.590.0298.10476	📄
● Alloy	Coal	30x30(7)	Malla	M201	051.590.0298.10476	📄



● Alloy	Mint	60x120	Rec.	M99	017.869.0824.10476	📄
● Alloy	Mint	60x120	Rec.	M120	071.869.0824.10476	📄
● Alloy	Mint	120x120	Rec.	M139	017.120.0824.10476	📄
● Alloy	Mint	120x120	Rec.	M174	071.120.0824.10476	📄
● Alloy	Mint	90x90	Rec.	M99	017.804.0824.10476	📄
● Alloy	Mint	90x90	Rec.	M112	071.804.0824.10476	📄
● Alloy	Mint	60x60	Rec.	M57	017.840.0824.10476	📄
● Alloy	Mint	60x60	Rec.	M85	071.840.0824.10476	📄
● Alloy	Mint	30x30(7)	Malla	M201	025.590.0824.10476	📄
● Alloy	Mint	30x30(7)	Malla	M201	051.590.0824.10476	📄



● Alloy	Azzurro	60x120	Rec.	M99	017.869.0151.10476	📄
● Alloy	Azzurro	60x120	Rec.	M120	071.869.0151.10476	📄
● Alloy	Azzurro	120x120	Rec.	M139	017.120.0151.10476	📄
● Alloy	Azzurro	120x120	Rec.	M174	071.120.0151.10476	📄
● Alloy	Azzurro	90x90	Rec.	M99	017.804.0151.10476	📄
● Alloy	Azzurro	90x90	Rec.	M112	071.804.0151.10476	📄
● Alloy	Azzurro	60x60	Rec.	M57	017.840.0151.10476	📄
● Alloy	Azzurro	60x60	Rec.	M85	071.840.0151.10476	📄
● Alloy	Azzurro	30x30(7)	Malla	M201	025.590.0151.10476	📄
● Alloy	Azzurro	30x30(7)	Malla	M201	051.590.0151.10476	📄



● Alloy	Copper	60x120	Rec.	M99	017.869.0287.10476	📄
● Alloy	Copper	60x120	Rec.	M120	071.869.0287.10476	📄
● Alloy	Copper	120x120	Rec.	M139	017.120.0287.10476	📄
● Alloy	Copper	120x120	Rec.	M174	071.120.0287.10476	📄
● Alloy	Copper	90x90	Rec.	M99	017.804.0287.10476	📄
● Alloy	Copper	90x90	Rec.	M112	071.804.0287.10476	📄
● Alloy	Copper	60x60	Rec.	M57	017.840.0287.10476	📄
● Alloy	Copper	60x60	Rec.	M85	071.840.0287.10476	📄
● Alloy	Copper	30x30(7)	Malla	M201	025.590.0287.10476	📄
● Alloy	Copper	30x30(7)	Malla	M201	051.590.0287.10476	📄



Rvto. / Wall / Rvtrm: Alloy Mint 60x120 A.B.Semipulido - Malla Alloy Mint 30x30(7x7) A.B.Semipulido - Alloy Pearl 60x120 A.B.Semipulido
Pvta. / Floor / Sol: Alloy Pearl 60x60 A.B.Semipulido - Oldmanor Tabaco 25x150

Piezas especiales / Special pieces / Pièces especiales

Consultar en página / Consult on page / Consulter en page: 344

*PELDAÑO GRADONE	*ÁNGULO GRADONE	*PELDAÑO RANURADO	*ÁNGULO RANURADO	*RODAPÍE DEC. A.B.S.	*RODAPÍE C/ROMO

Empaquetado / Packaging / Emballage

Formato	pz/cj	m²/cj	cj/pl	m²/pl	kg/cj	kg/pl
60x120	2	1.44	32	46.08	34.25	1,121.00
120x120	1	1.44	36	51.84	36.36	1,348.96
90x90	2	1.62	27	43.74	40.00	1,110.00
60x60	4	1.44	30	43.20	30.00	920.00
30x30(7)	11	1.00	42	42.00	23.10	990.20

AROA



Formatos / Sizes / Formats

30,3x61,3 11,92"x24,13"	8x44,2 3,14"x17,40"	12,5x25 4,92"x9,84"	60,5x60,5 23,81"x23,81"
			▼ 20 mm ▲ 8.5 mm REC.



● Aroa Sand 30,3x61,3 M45 015.722.0119.11416 (MATT)
● Aroa Sand 60,5x60,5 (20 mm) Rec. M128 017.701.0119.11416 (MATT)



● Aroa Grey 30,3x61,3 M45 015.722.0161.11416 (MATT)
● Aroa Grey 60,5x60,5 (20 mm) Rec. M128 017.701.0161.11416 (MATT)



● Aroa Mix 30,3x61,3 M45 015.722.0100.11416 (MATT)
● Aroa Mix 60,5x60,5 (20 mm) Rec. M128 017.701.0100.11416 (MATT)



● Aroa Sand 12,5x25 M82
015.628.0119.11416 (MATT)



● Aroa Grey 12,5x25 M82
015.628.0161.11416 (MATT)



● Aroa Mix 12,5x25 M82
015.628.0100.11416 (MATT)



● Aroa Sand 8x44,2 M70
015.681.0119.11416 (MATT)



● Aroa Grey 8x44,2 M70
015.681.0161.11416 (MATT)



● Aroa Mix 8x44,2 M70
015.681.0100.11416 (MATT)



Rvto. / Wall / Rvtm.: **Aroa Mix 30,3x61,3 - Aroa Mix 8x44,2**
Pvto. / Floor / Sol: **At. Viggo Roble 20x120**



Piezas especiales / Special pieces / Pièces especiales

Consultar en página / Consult on page / Consulter en page: 344

*PELDAÑO GRADONE	*ÁNGULO GRADONE	*PELDAÑO RANURADO	*ÁNGULO RANURADO	*RODAPIÉ C/ROMO
		NO 20mm	NO 20mm	NO 20mm

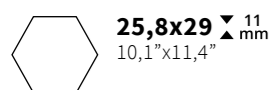

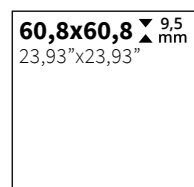
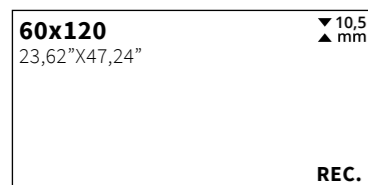
Empaquetado / Packaging / Emballage

Formato	pz/cj	m ² /cj	cj/pl	m ² /pl	kg/cj	kg/pl
30,3x61,3	7	1.30	40	52.00	25.00	1,020.00
8x44,2	30	1.06	65	68.90	18.60	1,129.00
12,5x25	20	0.62	64	39.68	13.12	859.68
60,5x60,5 (20 mm)	2	0.73	30	21.90	34.00	1,040.00


DORIA



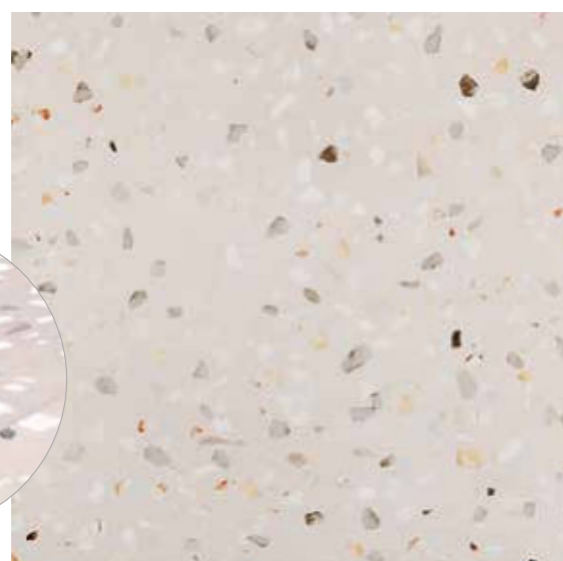
Formatos / Sizes / Formats



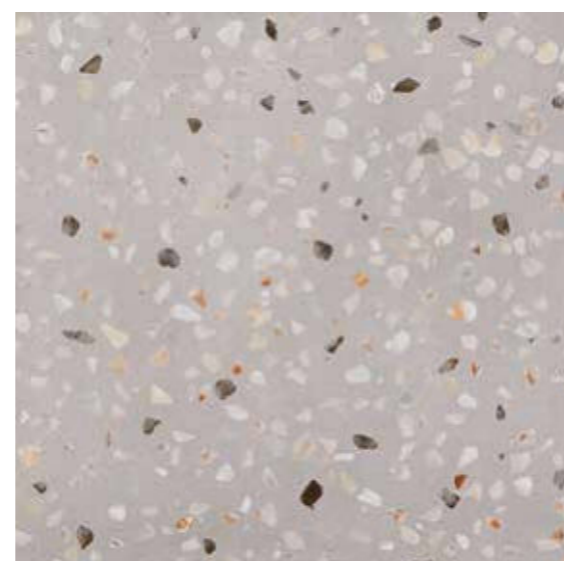
● Doria	Bianco	60x120	Rec.	M86	017.250.0150.10382	
● Doria	Bianco	60,8x60,8		M46	015.440.0150.10382	
● Doria	Bianco	60x60	Rec.	M51	017.840.0150.10382	




● Doria	Multi	60x120	Rec.	M86	017.250.0558.10382	
● Doria	Multi	60,8x60,8		M46	015.440.0558.10382	
● Doria	Multi	60x60	Rec.	M51	017.840.0558.10382	




● Doria	Sabbia	60x120	Rec.	M86	017.250.0598.10382	
● Doria	Sabbia	60,8x60,8		M46	015.440.0598.10382	
● Doria	Sabbia	60x60	Rec.	M51	017.840.0598.10382	




● Doria	Greige	60x120	Rec.	M86	017.250.0408.10382	
● Doria	Greige	60,8x60,8		M46	015.440.0408.10382	
● Doria	Greige	60x60	Rec.	M51	017.840.0408.10382	




● Hexagon Doria Bianco 25,8x29 M80 015.122.0150.10382



● Hexagon Doria Sabbia 25,8x29 M80 015.122.0598.10382



● Hexagon Doria Multi 25,8x29 M80 015.122.0558.10382



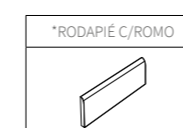
● Hexagon Doria Greige 25,8x29 M80 015.122.0408.10382



Rvto. / Wall / Rvtrm.: Hexagon Doria Sabbia 25,8x29
Pvto. / Floor / Sol: Doria Sabbia 60x60 - Omnia Neutro 60x60

Piezas especiales / Special pieces / Pièces especiales

Consultar en página / Consult on page / Consulter en page: 344



Empaquetado / Packaging / Emballage

Formato	pz/cj	m ² /cj	cj/pl	m ² /pl	kg/cj	kg/pl
60x120	2	1,44	36	51,84	21,50	1091,00
60,8x60,8	4	1,48	30	44,40	31,35	960,50
60x60	4	1,44	30	43,20	30,00	920,00
25,8x29 Hexagon	18	1,00	48	48,00	22,50	1100,00



DRESDEN



Formatos / Sizes / Formats

30x60 ∇ 9,5 mm
11,81"x23,62"
REC.

90x90 ∇ 10,5 mm
35,43"x35,43"

60x60 ∇ 9,5 mm
23,62"x23,62"

REC. REC.

30x30 (7x7)
11,81"x11,81"



- Dresden Blanco 30x60 Rec. M51 017.450.0012.09828
- Dresden Blanco 90x90 Rec. M86 017.804.0012.09828
- Dresden Blanco 60x60 Rec. M51 017.840.0012.09828
- Dresden Blanco 30x30(7) Malla M201 025.590.0012.09828



- Dresden Perla 30x60 Rec. M51 017.450.0037.09828
- Dresden Perla 90x90 Rec. M86 017.804.0037.09828
- Dresden Perla 60x60 Rec. M51 017.840.0037.09828
- Dresden Perla 30x30(7) Malla M201 025.590.0037.09828



- Dresden Gris 30x60 Rec. M51 017.450.0002.09828
- Dresden Gris 90x90 Rec. M86 017.804.0002.09828
- Dresden Gris 60x60 Rec. M51 017.840.0002.09828
- Dresden Gris 30x30(7) Malla M201 025.590.0002.09828



- Dresden Taupe 30x60 Rec. M51 017.450.0285.09828
- Dresden Taupe 90x90 Rec. M86 017.804.0285.09828
- Dresden Taupe 60x60 Rec. M51 017.840.0285.09828
- Dresden Taupe 30x30(7) Malla M201 025.590.0285.09828



Pvto. / Floor / Sol: Dresden Perla 90x90

Piezas especiales / Special pieces / Pièces especiales

Consultar en página / Consult on page / Consulter en page: 344

*PELDAÑO GRADONE	*ÁNGULO GRADONE	*PELDAÑO RANURADO	*ÁNGULO RANURADO	*RODAPIÉ C/ROMO

Empaquetado / Packaging / Emballage

Formato	pz/cj	m ² /cj	cj/pl	m ² /pl	kg/cj	kg/pl
30x60	6	1.08	48	51.84	23.60	1,152.80
90x90	2	1.62	27	43.74	40.00	1,110.00
60x60	4	1.44	30	43.20	30.00	920.00
30x30(7)	11	1.00	42	42.00	23.10	990.20



DUPLOCEM



Formatos / Sizes / Formats

60x120 23,62"x47,24"	▼ 10,5 mm ▲
30x60 11,81"x23,62"	▼ 9,5 mm ▲
REC.	REC.

45x90 17,71"x35,43"	▼ 10,5 mm ▲
REC.	

60x60 23,62"x23,62"	▼ 9,5 mm ▲
REC.	

30x30 (7x7) 11,81"x11,81"

60x120 23,62"x47,24"	▼ 20 mm ▲
REC.	

60,5x60,5 23,81"x23,81"	▼ 20 mm ▲
REC.	




- Duplocem Marfil 60x120 (20 mm) Rec. M165 017.390.0033.02509
- Duplocem Marfil 60x120 Rec. M86 017.869.0033.02509
- Duplocem Marfil 45x90 Rec. M57 017.805.0033.02509
- Duplocem Marfil 30x60 Rec. M51 017.450.0033.02509
- Duplocem Marfil 60,5x60,5 (20 mm) Rec. M128 017.701.0033.02509
- Duplocem Marfil 60x60 Rec. M51 017.840.0033.02509
- Duplocem Marfil 30x30(7) Malla M201 025.590.0033.02509



- Duplocem Taupe 60x120 (20 mm) Rec. M165 017.390.0285.02509
- Duplocem Taupe 60x120 Rec. M86 017.869.0285.02509
- Duplocem Taupe 45x90 Rec. M57 017.805.0285.02509
- Duplocem Taupe 30x60 Rec. M51 017.450.0285.02509
- Duplocem Taupe 60,5x60,5 (20 mm) Rec. M128 017.701.0285.02509
- Duplocem Taupe 60x60 Rec. M51 017.840.0285.02509
- Duplocem Taupe 30x30(7) Malla M201 025.590.0285.02509



- Duplocem White 60x120 (20 mm) Rec. M165 017.390.0108.02509
- Duplocem White 60x120 Rec. M86 017.869.0108.02509
- Duplocem White 45x90 Rec. M57 017.805.0108.02509
- Duplocem White 30x60 Rec. M51 017.450.0108.02509
- Duplocem White 60,5x60,5 (20 mm) Rec. M128 017.701.0108.02509
- Duplocem White 60x60 Rec. M51 017.840.0108.02509
- Duplocem White 30x30(7) Malla M201 025.590.0108.02509



- Duplocem Perla 60x120 (20 mm) Rec. M165 017.390.0037.02509
- Duplocem Perla 60x120 Rec. M86 017.869.0037.02509
- Duplocem Perla 45x90 Rec. M57 017.805.0037.02509
- Duplocem Perla 30x60 Rec. M51 017.450.0037.02509
- Duplocem Perla 60,5x60,5 (20 mm) Rec. M128 017.701.0037.02509
- Duplocem Perla 60x60 Rec. M51 017.840.0037.02509
- Duplocem Perla 30x30(7) Malla M201 025.590.0037.02509



- Duplocem Gris 60x120 (20 mm) Rec. M165 017.390.0002.02509
- Duplocem Gris 60x120 Rec. M86 017.869.0002.02509
- Duplocem Gris 45x90 Rec. M57 017.805.0002.02509
- Duplocem Gris 30x60 Rec. M51 017.450.0002.02509
- Duplocem Gris 60,5x60,5 (20 mm) Rec. M128 017.701.0002.02509
- Duplocem Gris 60x60 Rec. M51 017.840.0002.02509
- Duplocem Gris 30x30(7) Malla M201 025.590.0002.02509



Pvto. / Floor / Sol: Duplocem Marfil 45x90



Piezas especiales / Special pieces / Pièces especiales

Consultar en página / Consult on page / Consulter en page: 344

*PELDAÑO GRADONE	*ÁNGULO GRADONE	*PELDAÑO RANURADO	*ÁNGULO RANURADO	*RODAPIÉ C/ROMO
		NO 20mm	NO 20mm	NO 20mm

Empaquetado / Packaging / Emballage

Formato	pz/cj	m²/cj	cj/pl	m²/pl	kg/cj	kg/pl
60x120 (20 mm)	1	0.72	32	23.04	34.20	1,119.40
60x120	2	1.44	32	46.08	34.25	1,121.00
45x90	3	1.21	44	53.24	28.70	1,282.80
30x60	6	1.08	48	51.84	23.60	1,152.80
60,5x60,5 (20 mm)	2	0.73	30	21.90	34.00	1,040.00
60x60	4	1.44	30	43.20	30.00	920.00
30x30(7)	11	1.00	42	42.00	23.10	990.20

DUPLOSTONE



Formatos / Sizes / Formats

60x120
23,62"x47,24"
▼ 10,5 mm ▲

30x60
11,81"x23,62"
▼ 9,5 mm ▲

REC. REC.

45x90
17,71"x35,43"
▼ 10,5 mm ▲

REC.

90x90
35,43"x35,43"
▼ 10,5 mm ▲

REC.

60x60
23,62"x23,62"
▼ 9,5 mm ▲

REC.

30x30 (7x7)
11,81"x11,81"

60x120
23,62"x47,24"
▼ 20 mm ▲

REC.

60,5x60,5
23,81"x23,81"
▼ 20 mm ▲

REC.



- Duplostone Perla 60x120 (20 mm) Rec. M165 017.390.0037.02341
- Duplostone Perla 60x120 Rec. M86 017.869.0037.02341
- Duplostone Perla 45x90 Rec. M57 017.805.0037.02341
- Duplostone Perla 30x60 Rec. M51 017.450.0037.02341
- Duplostone Perla 90x90 Rec. M86 017.804.0037.02341
- Duplostone Perla 60,5x60,5 (20 mm) Rec. M128 017.701.0037.02341
- Duplostone Perla 60x60 Rec. M51 017.840.0037.02341
- Duplostone Perla 30x30(7) Malla M201 025.590.0037.02341



- Duplostone Marengo 60x120 (20 mm) Rec. M165 017.390.0028.02341
- Duplostone Marengo 60x120 Rec. M86 017.869.0028.02341
- Duplostone Marengo 45x90 Rec. M57 017.805.0028.02341
- Duplostone Marengo 30x60 Rec. M51 017.450.0028.02341
- Duplostone Marengo 90x90 Rec. M86 017.804.0028.02341
- Duplostone Marengo 60,5x60,5 (20 mm) Rec. M128 017.701.0028.02341
- Duplostone Marengo 60x60 Rec. M51 017.840.0028.02341
- Duplostone Marengo 30x30(7) Malla M201 025.590.0028.02341



- Duplostone Marfil 60x120 (20 mm) Rec. M165 017.390.0033.02341
- Duplostone Marfil 60x120 Rec. M86 017.869.0033.02341
- Duplostone Marfil 45x90 Rec. M57 017.805.0033.02341
- Duplostone Marfil 30x60 Rec. M51 017.450.0033.02341
- Duplostone Marfil 90x90 Rec. M86 017.804.0033.02341
- Duplostone Marfil 60,5x60,5 (20 mm) Rec. M128 017.701.0033.02341
- Duplostone Marfil 60x60 Rec. M51 017.840.0033.02341
- Duplostone Marfil 30x30(7) Malla M201 025.590.0033.02341



- Duplostone Gris 60x120 (20 mm) Rec. M165 017.390.0002.02341
- Duplostone Gris 60x120 Rec. M86 017.869.0002.02341
- Duplostone Gris 45x90 Rec. M57 017.805.0002.02341
- Duplostone Gris 30x60 Rec. M51 017.450.0002.02341
- Duplostone Gris 90x90 Rec. M86 017.804.0002.02341
- Duplostone Gris 60,5x60,5 (20 mm) Rec. M128 017.701.0002.02341
- Duplostone Gris 60x60 Rec. M51 017.840.0002.02341
- Duplostone Gris 30x30(7) Malla M201 025.590.0002.02341



Piezas especiales / Special pieces / Pièces especiales

Consultar en página / Consult on page / Consulter en page: 344

*PELDAÑO GRADONE	*ÁNGULO GRADONE	*PELDAÑO RANURADO	*ÁNGULO RANURADO	*RODAPIÉ C/ROMO
		NO 20mm	NO 20mm	NO 20mm

Empaquetado / Packaging / Emballage


Formato	pz/cj	m ² /cj	cj/pl	m ² /pl	kg/cj	kg/pl
60x120 (20 mm)	1	0.72	32	23.04	34.20	1,119.40
60x120	2	1.44	32	46.08	34.25	1,121.00
45x90	3	1.21	44	53.24	28.70	1,282.80
30x60	6	1.08	48	51.84	23.60	1,152.80
90x90	2	1.62	27	43.74	40.00	1,110.00
60,5x60,5 (20 mm)	2	0.73	30	21.90	34.00	1,040.00
60x60	4	1.44	30	43.20	30.00	920.00
30x30(7)	11	1.00	42	42.00	23.10	990.20



ADZ.

Formatos / Sizes / Formats

30,3x61,3 ∇ 9 mm
11,92"x24,13"



● Adz. Eaton	Pearl	30,3x61,3	M50	015.722.0169.00226		
● Eaton	Pearl	30,3x61,3	M45	015.722.0169.00174		
● Adz. Eaton	Pearl	60,8x60,8	M54	015.440.0169.00226		
● Eaton	Pearl	60,8x60,8	M46	015.440.0169.00174		
● Eaton	Pearl	60x60	Rec.	M51	017.840.0169.00174	
● Adz. Eaton	Pearl	45x45	M40	015.302.0169.00226		
● Eaton	Pearl	45x45	M39	015.302.0169.00174		
● Eaton	Pearl	30x30(7)	Malla	M201	025.590.0169.00174	

60,8x60,8 ∇ 9,5 mm
23,93"x23,93"





60x60 ∇ 9,5 mm
23,62"x23,62"

REC.

45x45 ∇ 9,5 mm
17,71"x17,71"



30x30 (7x7)
11,81"x11,81"



● Adz. Eaton	Ash	30,3x61,3	M50	015.722.0344.00226		
● Eaton	Ash	30,3x61,3	M45	015.722.0344.00174		
● Adz. Eaton	Ash	60,8x60,8	M54	015.440.0344.00226		
● Eaton	Ash	60,8x60,8	M46	015.440.0344.00174		
● Eaton	Ash	60x60	Rec.	M51	017.840.0344.00174	
● Adz. Eaton	Ash	45x45	M40	015.302.0344.00226		
● Eaton	Ash	45x45	M39	015.302.0344.00174		
● Eaton	Ash	30x30(7)	Malla	M201	025.590.0344.00174	



● Adz. Eaton	Coal	30,3x61,3	M50	015.722.0298.00226		
● Eaton	Coal	30,3x61,3	M45	015.722.0298.00174		
● Adz. Eaton	Coal	60,8x60,8	M54	015.440.0298.00226		
● Eaton	Coal	60,8x60,8	M46	015.440.0298.00174		
● Eaton	Coal	60x60	Rec.	M51	017.840.0298.00174	
● Adz. Eaton	Coal	45x45	M40	015.302.0298.00226		
● Eaton	Coal	45x45	M39	015.302.0298.00174		
● Eaton	Coal	30x30(7)	Malla	M201	025.590.0298.00174	



Rvto. / Wall / Rvtrm.: Adz. Eaton Ash 60,8x60,8



Piezas especiales / Special pieces / Pièces especiales

Consultar en página / Consult on page / Consulter en page: 344

*PELDAÑO GRADONE	*ÁNGULO GRADONE	*PELDAÑO RANURADO	*ÁNGULO RANURADO	*RODAPIÉ C/ROMO

Empaquetado / Packaging / Emballage

Formato	pz/cj	m ² /cj	cj/pl	m ² /pl	kg/cj	kg/pl
30,3x61,3	7	1.30	40	52.00	25.00	1.020.00
60,8x60,8	4	1.48	30	44.40	31.35	960.50
60x60	4	1.44	30	43.20	30.00	920.00
45x45	6	1.22	52	63.44	25.80	1.361.60
30x30(7)	11	1.00	42	42.00	23.10	990.20

ELEGANZA



Formatos / Sizes / Formats

60x120 23,62"x47,24"	▼ 10,5 mm ▲
30x60 11,81"x23,62"	▼ 9,5 mm ▲
REC.	REC.

60x60 23,62"x23,62"	▼ 9,5 mm ▲
REC.	

9x60 3,54"x23,62"	▼ 9,5 mm ▲
REC.	

COMBINACIONES
MATCHING COLLECTIONS
LES COLLECTIONS À COMBINER

ELEGANZA (ORIGIN CAT.)

7,5x30 2,95"x11,81"	▼ 10 mm ▲
-------------------------------	--------------

Disponibile en / Available in / Disponible:
Eleganza 33,3x100 Rev. Pasta Blanca / White body wall tiles / Revêtement pâte blanche - Pág. / Page / Page 198



- Eleganza Grigio 60x120 Rec. M99 017.869.0213.11183
- Eleganza Grigio 60x60 Rec. M57 017.840.0213.11183
- Eleganza Grigio 30x60 Rec. M57 017.450.0213.11183
- Eleganza Grigio 9x60 Rec. M102 041.623.0213.11183



- Eleganza Perla 60x120 Rec. M99 017.869.0037.11183
- Eleganza Perla 60x60 Rec. M57 017.840.0037.11183
- Eleganza Perla 30x60 Rec. M57 017.450.0037.11183
- Eleganza Perla 9x60 Rec. M102 041.623.0037.11183



- Eleganza Blu 60x120 Rec. M99 017.869.0158.11183
- Eleganza Blu 60x60 Rec. M57 017.840.0158.11183
- Eleganza Blu 30x60 Rec. M57 017.450.0158.11183
- Eleganza Blu 9x60 Rec. M102 041.623.0158.11183

Empaquetado / Packaging / Emballage

Formato	pz/cj	m²/cj	cj/pl	m²/pl	kg/cj	kg/pl
60x120	2	1.44	32	46.08	34.25	1,121.00
30x60	6	1.08	48	51.84	23.60	1,152.80
60x60	4	1.44	30	43.20	30.00	920.00
9x60	18	0.97	56	54.32	22.40	1,274.40

Piezas especiales / Special pieces / Pièces especiales

Consultar en página / Consult on page / Consulter en page: 344

*PELDAÑO GRADONE	*ÁNGULO GRADONE	*PELDAÑO RANURADO	*ÁNGULO RANURADO	*RODAPIÉ C/ROMO



- Eleganza Saggio 60x120 Rec. M99 017.869.0942.11183
- Eleganza Saggio 60x60 Rec. M57 017.840.0942.11183
- Eleganza Saggio 30x60 Rec. M57 017.450.0942.11183
- Eleganza Saggio 9x60 Rec. M102 041.623.0942.11183



- Eleganza Beige 60x120 Rec. M99 017.869.0007.11183
- Eleganza Beige 60x60 Rec. M57 017.840.0007.11183
- Eleganza Beige 30x60 Rec. M57 017.450.0007.11183
- Eleganza Beige 9x60 Rec. M102 041.623.0007.11183



- Eleganza Siena 60x120 Rec. M99 017.869.0053.11183
- Eleganza Siena 60x60 Rec. M57 017.840.0053.11183
- Eleganza Siena 30x60 Rec. M57 017.450.0053.11183
- Eleganza Siena 9x60 Rec. M102 041.623.0053.11183



- Eleganza Terra 60x120 Rec. M99 017.869.0056.11183
- Eleganza Terra 60x60 Rec. M57 017.840.0056.11183
- Eleganza Terra 30x60 Rec. M57 017.450.0056.11183
- Eleganza Terra 9x60 Rec. M102 041.623.0056.11183



Rvto. / Wall / Rvrm. : **Eleganza Blu 60x120 - Wells Pearl 60x120 Leviglass**
Pvto. / Floor / Sol: **Eleganza Blu 60x120**



Rvto. / Wall / Rvrm. : **Eleganza Saggio 60x120 - Eleganza Beige 60x120**



Rvto. / Wall / Rvrm. : **Eleganza Siena 60x120 - Faito 60x120 - Torano Dorado 120x120**
Pvto. / Floor / Sol: **Torano Dorado 120x120**



- Degli 60x120 Rec. M103 017.869.0001.11567



- Faito 60x120 Rec. M103 017.869.0001.11566

ELEGANZA / NARA



Formatos / Sizes / Formats

60x120
23,62"x47,24"
▲ 10,5 mm
REC.



● Nara Saggio 60x120 Rec. P841 041.087.0942.11448



● Nara Grigio 60x120 Rec. P841 041.087.0213.11448



● Nara Siena 60x120 Rec. P841 041.087.0053.11448



● Nara Blu 60x120 Rec. P841 041.087.0158.11448



● Nara Terra 60x120 Rec. P841 041.087.0056.11448



Rvto. / Wall / Rvtn.: **Nara Saggio 60x120 - Eleganza Saggio 60x120 - Eleganza Beige 60x120**
Pvto. / Floor / Sol: **Eleganza Beige 60x120**



Empaquetado / Packaging / Emballage

Formato	pz/cj	m ² /cj	cj/pl	m ² /pl	kg/cj	kg/pl
60x120	2	-	-	-	42.00	-

ELGIN



CLASE 1 R9

Formatos / Sizes / Formats

45x90
17,71"x35,43"
▼ 10,5 mm
▲
REC.


30x30 (7x7)
11,81"x11,81"



● Elgin Arena 45x90 Rec. M57 017.805.0017.00177
● Elgin Arena 30x30(7) Malla M201 025.590.0017.00177



● Elgin Perla 45x90 Rec. M57 017.805.0037.00177
● Elgin Perla 30x30(7) Malla M201 025.590.0037.00177



● Elgin Tortora 45x90 Rec. M57 017.805.0297.00177
● Elgin Tortora 30x30(7) Malla M201 025.590.0297.00177



● Elgin Gris 45x90 Rec. M57 017.805.0002.00177
● Elgin Gris 30x30(7) Malla M201 025.590.0002.00177



Rvto. / Wall / Rvrm.: **Elgin Gris 45x90**

Piezas especiales / Special pieces / Pièces especiales

Consultar en página / Consult on page / Consulter en page: 344

*PELDAÑO GRADONE	*ÁNGULO GRADONE	*PELDAÑO RANURADO	*ÁNGULO RANURADO	*RODAPIÉ C/ROMO

Empaquetado / Packaging / Emballage

Formato	pz/cj	m ² /cj	cj/pl	m ² /pl	kg/cj	kg/pl
45x90	3	1.21	44	53.24	28.70	1.282.80
30x30(7)	11	1.00	42	42.00	23.10	990.20



EOS - EOS WOOD



Formatos / Sizes / Formats

17x52

6,70"x20,47"



Eos Gris 17x52
M48 015.838.0002.01546



Eos Perla 17x52
M48 015.838.0037.01546



Eos Crema 17x52
M48 015.838.0096.01546



Eos Beige 17x52
M48 015.838.0007.01546



Eos Magma 17x52
M48 015.838.0249.01546



Eos Oxid 17x52
M48 015.838.0231.01546



Eos Wood Fresno 17x52
M48 015.838.0018.04423



Eos Wood Nogal 17x52
M48 015.838.0034.04423



Eos Wood Roble 17x52
M48 015.838.0036.04423



Rvto. / Wall / Rvtm.: **Eos Wood Nogal 17x52**
Pvto. / Floor / Sol: **Duplocem Marfil 60x60**



Empaquetado / Packaging / Emballage

Formato	pz/cj	m²/cj	cj/pl	m²/pl	kg/cj	kg/pl
17x52	13	1.15	55	63.25	23.00	1.285.00

ERDING



DECORSTONE LUX

Formatos / Sizes / Formats

60x120 23,62"x47,24"	▼ 10,5 mm ▲
30x60 11,81"x23,62"	▼ 9,5 mm ▲
REC.	REC.

45x90 17,71"x35,43"	▼ 10,5 mm ▲
REC.	

120x120 47,24"x47,24"	▼ 10,2 mm ▲
75x75 29,53"x29,53"	▼ 10,5 mm ▲
REC.	REC.

60x60 23,62"x23,62"	▼ 9,5 mm ▲
REC.	

30x30 (7x7) 11,81"x11,81"



● Erding Pearl 60x120 Rec. M86 017.869.0169.00714
● Erding Pearl 60x120 Rec. M104 050.869.0169.00714
● Erding Pearl 45x90 Rec. M57 017.805.0169.00714
● Erding Pearl 45x90 Rec. M79 050.805.0169.00714
● Erding Pearl 120x120 Rec. M139 017.120.0169.00714
● Erding Pearl 120x120 Rec. M152 050.120.0169.00714
● Erding Pearl 75x75 Rec. M62 017.875.0169.00714
● Erding Pearl 75x75 Rec. M79 050.875.0169.00714
● Erding Pearl 60x60 Rec. M51 017.840.0169.00714
● Erding Pearl 60x60 Rec. M68 050.840.0169.00714
● Erding Pearl 30x60 Rec. M51 017.450.0169.00714
● Erding Pearl 30x60 Rec. M68 050.450.0169.00714
● Erding Pearl 30x30(7) Malla M201 025.590.0169.00714
● Erding Pearl 30x30(7) Malla M201 051.590.0169.00714



● Erding Silver 60x120 Rec. M86 017.869.0183.00714
● Erding Silver 60x120 Rec. M104 050.869.0183.00714
● Erding Silver 45x90 Rec. M57 017.805.0183.00714
● Erding Silver 45x90 Rec. M79 050.805.0183.00714
● Erding Silver 120x120 Rec. M139 017.120.0183.00714
● Erding Silver 120x120 Rec. M152 050.120.0183.00714
● Erding Silver 60x60 Rec. M51 017.840.0183.00714
● Erding Silver 60x60 Rec. M68 050.840.0183.00714
● Erding Silver 30x60 Rec. M51 017.450.0183.00714
● Erding Silver 30x60 Rec. M68 050.450.0183.00714
● Erding Silver 30x30(7) Malla M201 025.590.0183.00714
● Erding Silver 30x30(7) Malla M201 051.590.0183.00714



● Erding Ash 60x120 Rec. M86 017.869.0344.00714
● Erding Ash 60x120 Rec. M104 050.869.0344.00714
● Erding Ash 45x90 Rec. M57 017.805.0344.00714
● Erding Ash 45x90 Rec. M79 050.805.0344.00714
● Erding Ash 120x120 Rec. M139 017.120.0344.00714
● Erding Ash 120x120 Rec. M152 050.120.0344.00714
● Erding Ash 75x75 Rec. M62 017.875.0344.00714
● Erding Ash 75x75 Rec. M79 050.875.0344.00714
● Erding Ash 60x60 Rec. M51 017.840.0344.00714
● Erding Ash 60x60 Rec. M68 050.840.0344.00714
● Erding Ash 30x60 Rec. M51 017.450.0344.00714
● Erding Ash 30x60 Rec. M68 050.450.0344.00714
● Erding Ash 30x30(7) Malla M201 025.590.0344.00714
● Erding Ash 30x30(7) Malla M201 051.590.0344.00714



● Erding Grey 60x120 Rec. M86 017.869.0161.00714
● Erding Grey 60x120 Rec. M104 050.869.0161.00714
● Erding Grey 45x90 Rec. M57 017.805.0161.00714
● Erding Grey 45x90 Rec. M79 050.805.0161.00714
● Erding Grey 120x120 Rec. M139 017.120.0161.00714
● Erding Grey 120x120 Rec. M152 050.120.0161.00714
● Erding Grey 60x60 Rec. M51 017.840.0161.00714
● Erding Grey 60x60 Rec. M68 050.840.0161.00714
● Erding Grey 30x60 Rec. M51 017.450.0161.00714
● Erding Grey 30x60 Rec. M68 050.450.0161.00714
● Erding Grey 30x30(7) Malla M201 025.590.0161.00714
● Erding Grey 30x30(7) Malla M201 051.590.0161.00714



Rvto. / Wall / Rvrm.: **Erding Ash 45x90 Decorstone**
Pvto. / Floor / Sol: **Erding Ash 45x90 Decorstone**

Piezas especiales / Special pieces / Pièces especiales

Consultar en página / Consult on page / Consulter en page: 344

*PELDAÑO GRADONE	*ÁNGULO GRADONE	*PELDAÑO RANURADO	*ÁNGULO RANURADO	*RODAPIÉ DEC. LUXGLASS	*RODAPIÉ C/ROMO

Empaquetado / Packaging / Emballage

Formato	pz/cj	m²/cj	cj/pl	m²/pl	kg/cj	kg/pl
60x120	2	1.44	32	46.08	34.25	1,121.00
45x90	3	1.21	44	53.24	28.70	1,282.80
120x120	1	1.44	36	51.84	36.36	1,348.96
75x75	3	1.69	30	50.70	41.20	1,256.00
60x60	4	1.44	30	43.20	30.00	920.00
30x60	6	1.08	48	51.84	23.60	1,152.80
30x30(7)	11	1.00	42	42.00	23.10	990.20





ADZ. / 20 MM

Formatos / Sizes / Formats

75x150
29,52"x59,05"
▲ 10,5 mm
▼ 10,5 mm
REC.

60x120
23,62"x47,24"
▲ 10,5 mm
▼ 10,5 mm
REC.

45x90
17,71"x35,43"
▲ 10,5 mm
▼ 10,5 mm
REC.

90x90
35,43"x35,43"
▲ 10,5 mm
▼ 10,5 mm

60x60
23,62"x23,62"
▲ 9,5 mm
▼ 9,5 mm
REC.

60,8x60,8
23,93"x23,93"
▲ 9,5 mm
▼ 9,5 mm
REC.

45x45
17,71"x17,71"
▲ 9,5 mm
▼ 9,5 mm
REC.

30x30 (7x7)
11,81"x11,81"



Rvto. / Wall / Rvrm.: **Rlv. Essen Sand 45x90**
Pvto. / Floor / Sol: **Essen Tortora 45x90**

Disponible en / Available in / Disponible:
Essen 20x60 Rev. Pasta Blanca / White body wall tiles /
Revêtement pâte blanche - Pág. / Page / Page 200

Empaquetado / Packaging / Emballage

Formato	pz/cj	m ² /cj	cj/pl	m ² /pl	kg/cj	kg/pl
75x150	1	1.13	40	45.20	28.00	1,184.00
60x120	2	1.44	32	46.08	34.25	1,121.00
45x90	3	1.21	44	53.24	28.70	1,282.80
90x90	2	1.62	27	43.74	40.00	1,110.00
60,8x60,8	4	1.48	30	44.40	31.35	960.50
60,5x60,5 (20 mm)	2	0.73	30	21.90	34.00	1,040.00
60x60	4	1.44	30	43.20	30.00	920.00
45x45	6	1.22	52	63.44	25.80	1,361.60
30x30(7)	11	1.00	42	42.00	23.10	990.20

Piezas especiales / Special pieces / Pièces especiales

Consultar en página / Consult on page / Consulter en page: 344

*PELDAÑO GRADONE	*ÁNGULO GRADONE	*PELDAÑO RANURADO	*ÁNGULO RANURADO	*RODAPIÉ C/ROMO
		NO 20mm	NO 20mm	NO 20mm



- Essen Tortora 75x150 Rec. M122 035.350.0297.00304
- Essen Tortora 60x120 Rec. M104 035.869.0297.00304
- Essen Tortora 45x90 Rec. M62 035.805.0297.00304
- Essen Tortora 90x90 Rec. M97 035.804.0297.00304
- Essen Tortora 60,8x60,8 M48 011.440.0297.00304
- Essen Tortora 60x60 Rec. M57 035.840.0297.00304
- Essen Tortora 45x45 M46 011.302.0297.00304
- Essen Tortora 30x30(7) Malla M201 021.590.0297.00304



- Rlv. Essen Tortora 45x90 Rec. M62 035.805.0297.00345



- Essen Sand 75x150 Rec. M122 035.350.0119.00304
- Essen Sand 60x120 Rec. M104 035.869.0119.00304
- Essen Sand 45x90 Rec. M62 035.805.0119.00304
- Essen Sand 90x90 Rec. M97 035.804.0119.00304
- Adz. Essen Sand 60,8x60,8 M57 011.440.0119.00411
- Essen Sand 60,8x60,8 M48 011.440.0119.00304
- Essen Sand 60,5x60,5 (20mm) Rec. M128 035.701.0119.00304
- Adz. Essen Sand 60x60 Rec. M62 035.840.0119.00411
- Essen Sand 60x60 Rec. M57 035.840.0119.00304
- Essen Sand 45x45 M46 011.302.0119.00304
- Essen Sand 30x30(7) Malla M201 021.590.0119.00304



- Rlv. Essen Sand 45x90 Rec. M62 035.805.0119.00345



Rvto. / Wall / Rvrm.: **Essen Ash 60x120**
Pvto. / Floor / Sol: **Essen Zircon 60x120**



- Essen Ash 75x150 Rec. M122 035.350.0344.00304
- Essen Ash 60x120 Rec. M104 035.869.0344.00304
- Essen Ash 45x90 Rec. M62 035.805.0344.00304
- Essen Ash 90x90 Rec. M97 035.804.0344.00304
- Adz. Essen Ash 60,8x60,8 M57 011.440.0344.00411
- Essen Ash 60,8x60,8 M48 011.440.0344.00304
- Essen Ash 60,5x60,5 (20mm) Rec. M128 035.701.0344.00304
- Adz. Essen Ash 60x60 Rec. M62 035.840.0344.00411
- Essen Ash 60x60 Rec. M57 035.840.0344.00304
- Essen Ash 45x45 M46 011.302.0344.00304
- Essen Ash 30x30(7) Malla M201 021.590.0344.00304



- Rlv. Essen Ash 45x90 Rec. M62 035.805.0344.00345



- Essen Gris 75x150 Rec. M122 035.350.0002.00304
- Essen Gris 60x120 Rec. M104 035.869.0002.00304
- Essen Gris 45x90 Rec. M62 035.805.0002.00304
- Essen Gris 90x90 Rec. M97 035.804.0002.00304
- Adz. Essen Gris 60,8x60,8 M57 011.440.0002.00411
- Essen Gris 60,8x60,8 M48 011.440.0002.00304
- Essen Gris 60,5x60,5 (20mm) Rec. M128 035.701.0002.00304
- Adz. Essen Gris 60x60 Rec. M62 035.840.0002.00411
- Essen Gris 60x60 Rec. M57 035.840.0002.00304
- Essen Gris 45x45 M46 011.302.0002.00304
- Essen Gris 30x30(7) Malla M201 021.590.0002.00304



- Rlv. Essen Gris 45x90 Rec. M62 035.805.0002.00345



- Essen Zircon 75x150 Rec. M122 035.350.0139.00304
- Essen Zircon 60x120 Rec. M104 035.869.0139.00304
- Essen Zircon 45x90 Rec. M62 035.805.0139.00304
- Essen Zircon 90x90 Rec. M97 035.804.0139.00304
- Essen Zircon 60,8x60,8 M48 011.440.0139.00304
- Essen Zircon 60x60 Rec. M57 035.840.0139.00304
- Essen Zircon 45x45 M46 011.302.0139.00304
- Essen Zircon 30x30(7) Malla M201 021.590.0139.00304



- Rlv. Essen Zircon 45x90 Rec. M62 035.805.0139.00345

ESSENZA



DECORSTONE

Formatos / Sizes / Formats

60x120 ▼ 10,5 mm
▲ 10,5 mm
23,62"x47,24"

30x60 ▼ 9,5 mm
▲ 9,5 mm
11,81"x23,62" **REC.** **REC.**

45x90 ▼ 10,5 mm
▲ 10,5 mm
17,71"x35,43" **REC.**

120x120 ▼ 10,2 mm
▲ 10,2 mm
47,24"x47,24"

60x60 ▼ 9,5 mm
▲ 9,5 mm
23,62"x23,62" **REC.** **REC.**

9x60 ▼ 9,5 mm
▲ 9,5 mm
3,54"x23,62" **REC.**

REC. **16,3x51,7** ▼ 11,5 mm
▲ 11,5 mm
6,41"x20,35"

30x30 (7x7)
11,81"x11,81"

COMBINACIONES
MATCHING COLLECTIONS
LES COLLECTIONS À COMBINER

MAYFAIR (ORIGIN CAT.)

19,8x22,8 ▼ 10 mm
▲ 10 mm
10,1"x11,4"

SPRING / MAYOLICA (ORIGIN CAT.)

7,5x30 ▼ 10 mm
▲ 10 mm
2,95"x11,81"

MAYFAIR (ORIGIN CAT.)


6,5x20 ▼ 9,5 mm
▲ 9,5 mm
2,55"x7,87"




- Essenza Perla 60x120 Rec. M99 017.869.0037.10433
- Essenza Perla 45x90 Rec. M64 017.805.0007.10433
- Essenza Perla 60x60 Rec. M57 017.840.0037.10433
- Essenza Perla 30x60 Rec. M57 017.450.0037.10433
- Essenza Perla 9x60 Rec. M102 041.623.0037.10433
- Essenza Perla 30x30(7) Malla M201 025.590.0037.10433



- Essenza Grigio 60x120 Rec. M99 017.869.0213.10433
- Essenza Grigio 45x90 Rec. M64 017.805.0213.10433
- Essenza Grigio 60x60 Rec. M57 017.840.0213.10433
- Essenza Grigio 30x60 Rec. M57 017.450.0213.10433
- Essenza Grigio 9x60 Rec. M102 041.623.0213.10433
- Essenza Grigio 30x30(7) Malla M201 025.590.0213.10433



- Essenza Bianco 60x120 Rec. M99 017.869.0150.10433
- Essenza Bianco 60x120 Rec. M120 071.869.0150.10433
- Essenza Bianco 45x90 Rec. M64 017.805.0150.10433
- Essenza Bianco 120x120 Rec. M139 017.120.0150.10433
- Essenza Bianco 60x60 Rec. M57 017.840.0150.10433
- Essenza Bianco 60x60 Rec. M85 071.840.0150.10433
- Essenza Bianco 30x60 Rec. M57 017.450.0150.10433
- Essenza Bianco 30x60 Rec. M85 071.450.0150.10433
- Essenza Bianco 9x60 Rec. M102 041.623.0150.10433
- Essenza Bianco 30x30(7) Malla M201 025.590.0150.10433
- Essenza Bianco 30x30(7) Malla M201 051.590.0150.10433



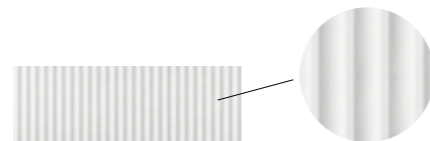
- Essenza Beige 60x120 Rec. M99 017.869.0007.10433
- Essenza Beige 45x90 Rec. M64 017.805.0007.10433
- Essenza Beige 60x60 Rec. M57 017.840.0007.10433
- Essenza Beige 30x60 Rec. M57 017.450.0007.10433
- Essenza Beige 9x60 Rec. M102 041.623.0007.10433
- Essenza Beige 30x30(7) Malla M201 025.590.0007.10433



- Essenza Tortora 60x120 Rec. M99 017.869.0297.10433
- Essenza Tortora 45x90 Rec. M64 017.805.0297.10433
- Essenza Tortora 60x60 Rec. M57 017.840.0297.10433
- Essenza Tortora 30x60 Rec. M57 017.450.0297.10433
- Essenza Tortora 9x60 Rec. M102 041.623.0297.10433
- Essenza Tortora 30x30(7) Malla M201 025.590.0297.10433



- Essenza Nero 60x120 Rec. M99 017.869.0215.10433
- Essenza Nero 45x90 Rec. M64 017.805.0215.10433
- Essenza Nero 120x120 Rec. M139 017.120.0215.10433
- Essenza Nero 60x60 Rec. M57 017.840.0215.10433
- Essenza Nero 30x60 Rec. M57 017.450.0215.10433
- Essenza Nero 9x60 Rec. M102 041.623.0215.10433
- Essenza Nero 30x30(7) Malla M201 025.590.0215.10433



- Essenza Mille Bianco 16,3x51,7 Rec. M99 017.380.0150.12260
- Essenza Mille Perla 16,3x51,7 Rec. M99 017.380.0037.12260
- Essenza Mille Grigio 16,3x51,7 Rec. M99 017.380.0213.12260
- Essenza Mille Beige 16,3x51,7 Rec. M99 017.380.0007.12260
- Essenza Mille Tortora 16,3x51,7 Rec. M99 017.380.0297.12260

DECORSTONE
GRES PORCELÁNICO RECTIFICADO · RECTIFIED PORCELAIN TILES · GRÈS CÉRAMÉ RECTIFIÉE

ALTO BRILLO SEMIPULIDO
GRES PORCELÁNICO SEMIPULIDO RECTIFICADO · RECTIFIED SEMIPOLISHED PORCELAIN TILES · GRÈS CÉRAMÉ SEMIPOLI RECTIFIÉE



Rvto. / Wall / Rvtrm. : **Essenza Beige 60x120 - Essenza Tortora 60x120**
Pvto. / Floor / Sol: **Essenza Beige 60x60**

Piezas especiales / Special pieces / Pièces especiales

Consultar en página / Consult on page / Consulter en page: 344

*PELDAÑO GRADONE	*ÁNGULO GRADONE	*PELDAÑO RANURADO	*ÁNGULO RANURADO	*RODAPIÉ DEC. A.B.S.	*RODAPIÉ C/ROMO

Empaquetado / Packaging / Emballage

Formato	pz/cj	m ² /cj	cj/pl	m ² /pl	kg/cj	kg/pl
60x120	2	1.44	32	46.08	34.25	1.121.00
45x90	3	1.21	44	53.24	28.70	1.282.80
30x60	6	1.08	48	51.84	23.60	1.152.80
120x120	1	1.44	36	51.84	36.36	1.348.96
60x60	4	1.44	30	43.20	30.00	920.00
9x60	18	0.97	56	54.32	22.40	1.274.40
16,3x51,7	9	0.76	51	41.80	19.40	1.087.00
30x30(7)	11	1.00	42	42.00	23.10	990.20

ESSENZA LAVA



Formatos / Sizes / Formats

30x60 ∇ 9,5 mm
11,81"x23,62"
REC.

60x60 ∇ 9,5 mm
23,62"x23,62"
REC.



- Essenza Lava Bianco 30x60 Rec. M57 017.450.0150.12262
- Essenza Lava Bianco 60x60 Rec. M57 017.840.0150.12262



- Essenza Lava Perla 30x60 Rec. M57 017.450.0037.12262
- Essenza Lava Perla 60x60 Rec. M57 017.840.0037.12262



- Essenza Lava Nero 30x60 Rec. M57 017.450.0215.12262
- Essenza Lava Nero 60x60 Rec. M57 017.840.0215.12262



Rvto. / Wall / Rvtm.: **Essenza Lava Bianco 30X60**
Pvto. / Floor / Sol: **Essenza Lava Perla 30X60**



Piezas especiales / Special pieces / Pièces especiales

Consultar en página / Consult on page / Consulter en page: 344

*PELDAÑO GRADONE	*ÁNGULO GRADONE	*PELDAÑO RANURADO	*ÁNGULO RANURADO	*RODAPIÉ C/ROMO

Empaquetado / Packaging / Emballage

Formato	pz/cj	m ² /cj	cj/pl	m ² /pl	kg/cj	kg/pl
30x60	6	1.08	48	51.84	23.60	1.152.80
60x60	4	1.44	30	43.20	30.00	920.00

ESSENZA PLUS



Formatos / Sizes / Formats

60x120
23,62"x47,24"

▼ 10,5 mm
▲ mm

REC.

120x120
47,24"x47,24"

▼ 10,2 mm
▲ mm


REC.




- Essenza Plus Bianco 60x120 Rec. M99 017.869.0150.12172
- Essenza Plus Bianco 120x120 Rec. M139 017.120.0150.12172



- Essenza Pure Plus Bianco 60x120 Rec. M120 017.869.0150.12238
- Essenza Pure Plus Bianco 120x120 Rec. M174 017.120.0150.12238




- Essenza Plus Nero 60x120 Rec. M99 017.869.0215.12172
- Essenza Plus Nero 120x120 Rec. M139 017.120.0215.12172



- Essenza Pure Plus Nero 60x120 Rec. M120 017.869.0215.12238
- Essenza Pure Plus Nero 120x120 Rec. M174 017.120.0215.12238



Rvto. / Wall / Rvrm.: **Essenza Pure Plus Bianco 60x120**
Pvto. / Floor / Sol: **Essenza Pure Plus Nero 120x120**



Piezas especiales / Special pieces / Pièces especiales

Consultar en página / Consult on page / Consulter en page: 344

*PELDAÑO GRADONE	*ÁNGULO GRADONE	*RODAPIÉ DEC. LUXGLASS

Empaquetado / Packaging / Emballage

Formato	pz/cj	m ² /cj	cj/pl	m ² /pl	kg/cj	kg/pl
60x120	2	1.44	32	46.08	34.25	1.121.00
120x120	1	1.44	36	51.84	36.36	1.348.96

FIUME



Formatos / Sizes / Formats

60x120 23,62"x47,24"	▼ 10,5 mm
30x60 11,81"x23,62"	▼ 9,5 mm
REC.	REC.

60x60 23,62"x23,62"	▼ 9,5 mm
REC.	

30x30 (7x7) 11,81"x11,81"



● Fiume Beige 60x120 Rec. M99 017.869.0007.11182	REC.
● Fiume Beige 60x60 Rec. M57 017.840.0007.11182	REC.
● Fiume Beige 30x60 Rec. M57 017.450.0007.11182	REC.
● Fiume Beige 30x30(7) Malla M201 025.590.0007.11182	REC.



● Fiume Blu 60x120 Rec. M99 017.869.0158.11182	REC.
● Fiume Blu 60x60 Rec. M57 017.840.0158.11182	REC.
● Fiume Blu 30x60 Rec. M57 017.450.0158.11182	REC.
● Fiume Blu 30x30(7) Malla M201 025.590.0158.11182	REC.



● Fiume Perla 60x120 Rec. M99 017.869.0037.11182	REC.
● Fiume Perla 60x60 Rec. M57 017.840.0037.11182	REC.
● Fiume Perla 30x60 Rec. M57 017.450.0037.11182	REC.
● Fiume Perla 30x30(7) Malla M201 025.590.0037.11182	REC.




● Fiume Grigio 60x120 Rec. M99 017.869.0213.11182	REC.
● Fiume Grigio 60x60 Rec. M57 017.840.0213.11182	REC.
● Fiume Grigio 30x60 Rec. M57 017.450.0213.11182	REC.
● Fiume Grigio 30x30(7) Malla M201 025.590.0213.11182	REC.



● Fiume Nero 60x120 Rec. M99 017.869.0215.11182	REC.
● Fiume Nero 60x60 Rec. M57 017.840.0215.11182	REC.
● Fiume Nero 30x60 Rec. M57 017.450.0215.11182	REC.
● Fiume Nero 30x30(7) Malla M201 025.590.0215.11182	REC.



Rvto. / Wall / Rvrm. : Fiume Perla 60x120
Pvto. / Floor / Sol: Fiume Perla 60x120



Rvto. / Wall / Rvrm. : Cromat Perla 60x120
Pvto. / Floor / Sol: Fiume Blu 60x60

Piezas especiales / Special pieces / Pieces especiales

Consultar en página / Consult on page / Consulter en page: 344

*PELDAÑO GRADONE	*ÁNGULO GRADONE	*PELDAÑO RANURADO	*ÁNGULO RANURADO	*RODAPIÉ C/ROMO

Empaquetado / Packaging / Emballage

Formato	pz/cj	m²/cj	cj/pl	m²/pl	kg/cj	kg/pl
60x120	2	1.44	32	46.08	34.25	1.121.00
30x60	6	1.08	48	51.84	23.60	1.152.80
60x60	4	1.44	30	43.20	30.00	920.00
30x30(7)	11	1.00	42	42.00	23.10	990.20

K-SLATE



C. PEDRA 20 MM

Formatos / Sizes / Formats

60x120 23,62"x47,24"	▼ 10,5 mm ▲ mm
30x60 11,81"x23,62"	▼ 9,5 mm ▲ mm
REC.	REC.

30x30 (7x7) 11,81"x11,81"

60x120 23,62"x47,24"	▼ 20 mm ▲ mm
REC.	

60x90 23,81"x35,43"	▼ 20 mm ▲ mm
REC.	

60,5x60,5 23,81"x23,81"	▼ 20 mm ▲ mm
REC.	



● K-Slate Grafito 60x120	Rec. M104	035.869.0068.02968	
● K-Slate Grafito 60x120	Rec. M121	039.869.0068.02968	
● K-Slate Grafito 60x120 (20 mm)	Rec. M165	035.390.0068.02968	
● K-Slate Grafito 60x90 (20 mm)	Rec. M165	035.946.0068.02968	
● K-Slate Grafito 30x60	Rec. M66	035.450.0068.02968	
● K-Slate Grafito 30x60	Rec. M83	039.450.0068.02968	
● K-Slate Grafito 60,5x60,5 (20 mm)	Rec. M128	035.701.0068.02968	
● K-Slate Grafito 30x30(7)	Malla M201	021.590.0068.02968	
● K-Slate Grafito 30x30(7)	Malla M201	040.590.0068.02968	



● K-Slate Silver 60x120	Rec. M104	035.869.0183.02968	
● K-Slate Silver 60x120	Rec. M121	039.869.0183.02968	
● K-Slate Silver 60x120 (20 mm)	Rec. M165	035.390.0183.02968	
● K-Slate Silver 60x90 (20 mm)	Rec. M165	035.946.0183.02968	
● K-Slate Silver 30x60	Rec. M66	035.450.0183.02968	
● K-Slate Silver 30x60	Rec. M83	039.450.0183.02968	
● K-Slate Silver 60,5x60,5 (20 mm)	Rec. M128	035.701.0183.02968	
● K-Slate Silver 30x30(7)	Malla M201	021.590.0183.02968	
● K-Slate Silver 30x30(7)	Malla M201	040.590.0183.02968	



● K-Slate Moka 60x120	Rec. M104	035.869.0240.02968	
● K-Slate Moka 60x120	Rec. M121	039.869.0240.02968	
● K-Slate Moka 30x60	Rec. M66	035.450.0240.02968	
● K-Slate Moka 30x60	Rec. M83	039.450.0240.02968	
● K-Slate Moka 30x30(7)	Malla M201	021.590.0240.02968	
● K-Slate Moka 30x30(7)	Malla M201	040.590.0240.02968	



COMPACTTO PEDRA
GRES PORCELÁNICO RECTIFICADO · RECTIFIED PORCELAIN TILES · GRÈS CÉRAMÉ RECTIFIÉE

COMPACTTO PEDRA SEMIPULIDO
GRES PORCELÁNICO SEMIPULIDO RECTIFICADO · RECTIFIED SEMIPOLISHED PORCELAIN TILES · GRÈS CÉRAMÉ SEMIPOLI RECTIFIÉE



Rvto. / Wall / Rvtrn.: **K-Slate Silver 60x120 Compactto Pedra**
Pvto. / Floor / Sol: **K-Slate Silver 60x120 (20mm) Compactto Pedra**

Piezas especiales / Special pieces / Pièces especiales

Consultar en página / Consult on page / Consulter en page: 344

*PELDAÑO GRADONE	*ÁNGULO GRADONE	*PELDAÑO RANURADO	*ÁNGULO RANURADO	*RODAPIÉ C/ROMO
		NO 20mm	NO 20mm	NO 20mm

Empaquetado / Packaging / Emballage

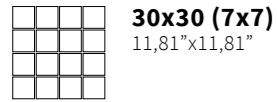

Formato	pz/cj	m²/cj	cj/pl	m²/pl	kg/cj	kg/pl
60x120	2	1.44	32	46.08	34.25	1,121.00
60x120 (20mm)	1	0.72	32	23.04	34.20	1,119.40
60x90 (20mm)	1	0.54	40	21.60	24.75	1,010.00
30x60	6	1.08	48	51.84	23.60	1,152.80
60,5x60,5 (20mm)	2	0.73	30	21.90	34.00	1,040.00
30x30(7)	11	1.00	42	42.00	23.10	990.20

K-STONE



C. PEDRA

Formatos / Sizes / Formats



● K-Stone	Opalo	60x120	Rec.	M104	035.869.0059.00038	
● K-Stone	Opalo	60x120	Rec.	M121	039.869.0059.00038	
● K-Stone	Opalo	30x30(7)	Malla	M201	021.590.0059.00038	
● K-Stone	Opalo	30x30(7)	Malla	M201	040.590.0059.00038	



● K-Stone	Desert	60x120	Rec.	M104	035.869.0364.00038	
● K-Stone	Desert	60x120	Rec.	M121	039.869.0364.00038	
● K-Stone	Desert	30x30(7)	Malla	M201	021.590.0364.00038	
● K-Stone	Desert	30x30(7)	Malla	M201	040.590.0364.00038	



● K-Stone	Magma	60x120	Rec.	M104	035.869.0249.00038	
● K-Stone	Magma	60x120	Rec.	M121	039.869.0249.00038	
● K-Stone	Magma	30x30(7)	Malla	M201	021.590.0249.00038	
● K-Stone	Magma	30x30(7)	Malla	M201	040.590.0249.00038	



Rvto. / Wall / Rvrm.: K-Stone Desert 60x120 Compactto Pedra - K-Wood Desert 20x120
Pvto. / Floor / Sol: K-Stone Desert 60x120 Compactto Pedra

Piezas especiales / Special pieces / Pièces especiales

Consultar en página / Consult on page / Consulter en page: 344

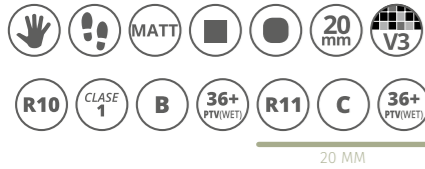
*PELDAÑO GRADONE	*ÁNGULO GRADONE	*PELDAÑO RANURADO	*ÁNGULO RANURADO	*RODAPIÉ C/ROMO

Empaquetado / Packaging / Emballage

Formato	pz/cj	m ² /cj	cj/pl	m ² /pl	kg/cj	kg/pl
60x120	2	1.44	32	46.08	34.25	1,121.00
30x30(7)	11	1.00	42	42.00	23.10	990.20



MOSEL



Formatos / Sizes / Formats

90x90 35,43"x35,43"	▼ 10,5 mm ▲
60x60 23,62"x23,62"	▼ 9,5 mm ▲
REC.	REC.

90x90 35,43"x35,43"	▼ 20 mm ▲
60,5x60,5 23,81"x23,81"	
REC.	REC.

▼ 20 mm ▲	20x20 7,87"x7,87"
--------------	-----------------------------

▼ 20 mm ▲	20x30 7,87"x11,81"
--------------	------------------------------



- Mosel Sand 90x90 Rec. M86 017.804.0119.11497
- Mosel Sand 60x60 Rec. M51 017.840.0119.11497
- Mosel Sand 90x90 20 mm Rec. M165 017.817.0119.11497
- Mosel Sand 60,5x60,5 (20 mm) Rec. M128 017.701.0119.11497



- Mosel Grey 90x90 Rec. M86 017.804.0161.11497
- Mosel Grey 60x60 Rec. M51 017.840.0161.11497
- Mosel Grey 90x90 20 mm Rec. M165 017.817.0161.11497
- Mosel Grey 60,5x60,5 (20 mm) Rec. M128 017.701.0161.11497



- Mosel Ash 90x90 Rec. M86 017.804.0344.11497
- Mosel Ash 60x60 Rec. M51 017.840.0344.11497
- Mosel Ash 90x90 20 mm Rec. M165 017.817.0344.11497
- Mosel Ash 60,5x60,5 (20 mm) Rec. M128 017.701.0344.11497



- Mosel Coal 90x90 Rec. M86 017.804.0298.11497
- Mosel Coal 60x60 Rec. M51 017.840.0298.11497
- Mosel Coal 90x90 20 mm Rec. M165 017.817.0298.11497
- Mosel Coal 60,5x60,5 (20 mm) Rec. M128 017.701.0298.11497



- Mosel Sand 20x20 (20mm) M189 015.020.0119.11497
- Mosel Sand 20x30 (20mm) M189 015.836.0119.11497



- Mosel Grey 20x20 (20mm) M189 015.020.0161.11497
- Mosel Grey 20x30 (20mm) M189 015.836.0161.11497



- Mosel Ash 20x20 (20mm) M189 015.020.0344.11497
- Mosel Ash 20x30 (20mm) M189 015.836.0344.11497



- Mosel Coal 20x20 (20mm) M189 015.020.0298.11497
- Mosel Coal 20x30 (20mm) M189 015.836.0298.11497



Rvto. / Wall / Rvtn.: Plain Black 120x260 - Plain White 120x260
Pvto. / Floor / Sol: Mosel Grey 90x90



Pvto. / Floor / Sol: Mosel Ash 20x20 - 20x30

Piezas especiales / Special pieces / Pièces especiales

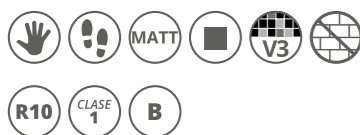
Consultar en página / Consult on page / Consulter en page: 344

*PELDAÑO GRADONE	*ÁNGULO GRADONE	*PELDAÑO RANURADO	*ÁNGULO RANURADO	*RODAPIÉ C/ROMO
NO 20mm				

Empaquetado / Packaging / Emballage

Formato	pz/cj	m ² /cj	cj/pl	m ² /pl	kg/cj	kg/pl
90x90	2	1.62	27	43.74	40.00	1,110.00
60x60	4	1.44	30	43.20	30.00	920.00
90x90 (20 mm)	1	0.81	27	21.87	38.80	1,077.60
60,5x60,5 (20 mm)	2	0.73	30	21.90	34.00	1,040.00
20x20 (20 mm)	12	0.48	60	28.80	22.30	1,358.00
20x30 (20 mm)	8	0.48	64	30.72	22.30	1,447.20





Formatos / Sizes / Formats

90x90 35,43"x35,43"	▼ 10,5 ▲ mm
60x60 23,62"x23,62"	▼ 9,5 ▲ mm
REC.	REC.

45x90 17,71"x35,43"	▼ 10,5 ▲ mm
REC.	

30x30 (7x7) 11,81"x11,81"



● Odeon Ceniza 90x90	Rec.	M86	017.804.0019.09132	REC
● Odeon Ceniza 45x90	Rec.	M57	017.805.0019.09132	REC
● Odeon Ceniza 60x60	Rec.	M51	017.840.0019.09132	REC
● Odeon Ceniza 30x30(7)	Malla	M201	025.590.0019.09132	REC



● Odeon Cobre 90x90	Rec.	M86	017.804.0092.09132	REC
● Odeon Cobre 45x90	Rec.	M57	017.805.0092.09132	REC
● Odeon Cobre 60x60	Rec.	M51	017.840.0092.09132	REC
● Odeon Cobre 30x30(7)	Malla	M201	025.590.0092.09132	REC



● Odeon Marengo 90x90	Rec.	M86	017.804.0028.09132	REC
● Odeon Marengo 45x90	Rec.	M57	017.805.0028.09132	REC
● Odeon Marengo 60x60	Rec.	M51	017.840.0028.09132	REC
● Odeon Marengo 30x30(7)	Malla	M201	025.590.0028.09132	REC



● Odeon Piedra 90x90	Rec.	M86	017.804.0095.09132	REC
● Odeon Piedra 45x90	Rec.	M57	017.805.0095.09132	REC
● Odeon Piedra 60x60	Rec.	M51	017.840.0095.09132	REC
● Odeon Piedra 30x30(7)	Malla	M201	025.590.0095.09132	REC



Pvto. / Floor / Sol: **Odeon Marengo 90x90**



Disponible en / Available in / Disponible:
Odeon 30x90 Rev. Pasta Blanca / White body wall tiles / Revêtement pâte blanche – Pág. / Page / Page 238

Piezas especiales / Special pieces / Pièces especiales

Consultar en página / Consult on page / Consulter en page: 344

*PELDAÑO GRADONE	*ÁNGULO GRADONE	*PELDAÑO RANURADO	*ÁNGULO RANURADO	*RODAPIÉ C/ROMO

Empaquetado / Packaging / Emballage

Formato	pz/cj	m ² /cj	cj/pl	m ² /pl	kg/cj	kg/pl
90x90	2	1.62	27	43.74	40.00	1.110.00
45x90	3	1.21	44	53.24	28.70	1.282.80
60x60	4	1.44	30	43.20	30.00	920.00
30x30(7)	11	1.00	42	42.00	23.10	990.20

OMNIA



Formatos / Sizes / Formats

60x120 23,62"x47,24"	▼ 10,5 mm ▲
30x60 11,81"x23,62"	▼ 9,5 mm ▲
REC.	REC.

90x90 35,43"x35,43"	▼ 10,5 mm ▲
60x60 23,62"x23,62"	▼ 9,5 mm ▲
REC.	REC.

30x30 (7x7) 11,81"x11,81"



- Omnia Neutro 60x120 Rec. M99 035.869.0260.00099
- Omnia Neutro 30x60 Rec. M57 035.450.0260.00099
- Omnia Neutro 90x90 Rec. M97 035.804.0260.00099
- Omnia Neutro 60x60 Rec. M57 035.840.0260.00099
- Omnia Neutro 30x30(7) Malla M201 021.590.0260.00099



- Omnia Beige 60x120 Rec. M99 035.869.0007.00099
- Omnia Beige 30x60 Rec. M57 035.450.0007.00099
- Omnia Beige 90x90 Rec. M97 035.804.0007.00099
- Omnia Beige 60x60 Rec. M57 035.840.0007.00099
- Omnia Beige 30x30(7) Malla M201 021.590.0007.00099



- Omnia Ash 60x120 Rec. M99 035.869.0344.00099
- Omnia Ash 30x60 Rec. M57 035.450.0344.00099
- Omnia Ash 90x90 Rec. M97 035.804.0344.00099
- Omnia Ash 60x60 Rec. M57 035.840.0344.00099
- Omnia Ash 30x30(7) Malla M201 021.590.0344.00099



- Omnia Sand 60x120 Rec. M99 035.869.0119.00099
- Omnia Sand 30x60 Rec. M57 035.450.0119.00099
- Omnia Sand 90x90 Rec. M97 035.804.0119.00099
- Omnia Sand 60x60 Rec. M57 035.840.0119.00099
- Omnia Sand 30x30(7) Malla M201 021.590.0119.00099



- Omnia Argent 60x120 Rec. M99 035.869.0135.00099
- Omnia Argent 30x60 Rec. M57 035.450.0135.00099
- Omnia Argent 90x90 Rec. M97 035.804.0135.00099
- Omnia Argent 60x60 Rec. M57 035.840.0135.00099
- Omnia Argent 30x30(7) Malla M201 021.590.0135.00099



- Omnia Noce 60x120 Rec. M99 035.869.0160.00099
- Omnia Noce 30x60 Rec. M57 035.450.0160.00099
- Omnia Noce 90x90 Rec. M97 035.804.0160.00099
- Omnia Noce 60x60 Rec. M57 035.840.0160.00099
- Omnia Noce 30x30(7) Malla M201 021.590.0160.00099




- Nabil Argent 30x30 Malla P66 021.635.0135.01510



- Nielsen Argent 30x30 Malla P82 021.635.0135.01691



- Nabil Noce 30x30 Malla P66 021.635.0160.01510



- Nielsen Noce 30x30 Malla P82 021.635.0160.01691



Rvto. / Wall / Rvtm.: Omnia Noce 60x120 - Malla Nielsen Noce 30x30
Pvto. / Floor / Sol: Omnia Beige 90x90

Piezas especiales / Special pieces / Pièces especiales

Consultar en página / Consult on page / Consulter en page: 344

*PELDAÑO GRADONE	*ÁNGULO GRADONE	*PELDAÑO RANURADO	*ÁNGULO RANURADO	*RODAPIÉ C/ROMO

Empaquetado / Packaging / Emballage

Formato	pz/cj	m ² /cj	cj/pl	m ² /pl	kg/cj	kg/pl
60x120	2	1.44	32	46.08	34.25	1.121.00
30x60	6	1.08	48	51.84	23.60	1.152.80
90x90	2	1.62	27	43.74	40.00	1.110.00
60x60	4	1.44	30	43.20	30.00	920.00
30x30 Pz	10	-	-	-	19.30	-
30x30(7)	11	1.00	42	42.00	23.10	990.20



PIETRA DI JURA



Formatos / Sizes / Formats

60x120 23,62"x47,24"	▼ 10,5 ▲ mm
30x60 11,81"x23,62"	▼ 9,5 ▲ mm
REC.	REC.



● Pietra Di Jura Pearl	60x120	Rec.	M86	017.869.0169.12259	
● Pietra Di Jura Pearl	30x60	Rec.	M51	017.450.0169.12259	
● Pietra Di Jura Pearl	120x120	Rec.	M139	017.120.0169.12259	
● Pietra Di Jura Pearl	60x60	Rec.	M51	017.840.0169.12259	
● Pietra Di Jura Pearl	30x30(5)	Malla	M251	025.281.0169.12259	

120x120 47,24"x47,24"	▼ 10,2 ▲ mm
60x60 23,62"x23,62"	▼ 9,5 ▲ mm
REC.	REC.



● Pietra Di Jura Sand	60x120	Rec.	M86	017.869.0119.12259	
● Pietra Di Jura Sand	30x60	Rec.	M51	017.450.0119.12259	
● Pietra Di Jura Sand	120x120	Rec.	M139	017.120.0119.12259	
● Pietra Di Jura Sand	60x60	Rec.	M51	017.840.0119.12259	
● Pietra Di Jura Sand	30x30(5)	Malla	M251	025.281.0119.12259	

30x30 (5x5) 11,81"x11,81"



Rvto. / Woll / Rvrm.: Pietra Di Jura Sand 60x120

Piezas especiales / Special pieces / Pièces especiales

Consultar en página / Consult on page / Consulter en page: 344

*PELDAÑO GRADONE	*ÁNGULO GRADONE	*PELDAÑO RANURADO	*ÁNGULO RANURADO	*RODAPIÉ C/ROMO

Empaquetado / Packaging / Emballage

Formato	pz/cj	m ² /cj	cj/pl	m ² /pl	kg/cj	kg/pl
60x120	2	1.44	32	46.08	34.25	1,121.00
30x60	6	1.08	48	51.84	23.60	1,152.80
120x120	1	1.44	36	51.84	36.36	1,348.96
60x60	4	1.44	30	43.20	30.00	920.00
30x30(5)	11	1.00	42	42.00	23.00	986.00



PIETRA DI LAVAGNA



EXT.

Formatos / Sizes / Formats

60x120 23,62"x47,24"	▼ 10,5 ▲ mm
30x60 11,81"x23,62"	▼ 9,5 ▲ mm
REC.	REC.



- Pietra Di Lavagna Perla 60x120 Rec. M86 017.869.0037.12204
- Pietra Di Lavagna Ext. Perla 60x120 Rec. M86 017.869.0037.12206
- Pietra Di Lavagna Perla 30x60 Rec. M51 017.450.0037.12204
- Pietra Di Lavagna Ext. Perla 30x60 Rec. M51 017.450.0037.12206
- Pietra Di Lavagna Perla 60x60 Rec. M51 017.840.0037.12204
- Pietra Di Lavagna Ext. Perla 60x60 Rec. M51 017.840.0037.12206
- Pietra Di Lavagna Perla 30x30(5) M251 025.281.0037.12204



- Pietra Di Lavagna Sabbia 60x120 Rec. M86 017.869.0598.12204
- Pietra Di Lavagna Ext. Sabbia 60x120 Rec. M86 017.869.0598.12206
- Pietra Di Lavagna Sabbia 30x60 Rec. M51 017.450.0598.12204
- Pietra Di Lavagna Ext. Sabbia 30x60 Rec. M51 017.450.0598.12206
- Pietra Di Lavagna Sabbia 60x60 Rec. M51 017.840.0598.12204
- Pietra Di Lavagna Ext. Sabbia 60x60 Rec. M51 017.840.0598.12206
- Pietra Di Lavagna Sabbia 30x30(5) M251 025.281.0598.12204

60x60 23,62"x23,62"	▼ 9,5 ▲ mm
REC.	



- Pietra Di Lavagna Argento 60x120 Rec. M86 017.869.0656.12204
- Pietra Di Lavagna Ext. Argento 60x120 Rec. M86 017.869.0656.12206
- Pietra Di Lavagna Argento 30x60 Rec. M51 017.450.0656.12204
- Pietra Di Lavagna Ext. Argento 30x60 Rec. M51 017.450.0656.12206
- Pietra Di Lavagna Argento 60x60 Rec. M51 017.840.0656.12204
- Pietra Di Lavagna Ext. Argento 60x60 Rec. M51 017.840.0656.12206
- Pietra Di Lavagna Argento 30x30(5) M251 025.281.0656.12204



- Pietra Di Lavagna Grigio 60x120 Rec. M86 017.869.0213.12204
- Pietra Di Lavagna Ext. Grigio 60x120 Rec. M86 017.869.0213.12206
- Pietra Di Lavagna Grigio 30x60 Rec. M51 017.450.0213.12204
- Pietra Di Lavagna Ext. Grigio 30x60 Rec. M51 017.450.0213.12206
- Pietra Di Lavagna Grigio 60x60 Rec. M51 017.840.0213.12204
- Pietra Di Lavagna Ext. Grigio 60x60 Rec. M51 017.840.0213.12206
- Pietra Di Lavagna Grigio 30x30(5) M251 025.281.0213.12204

30x30 (5x5) 11,81"x11,81"



Pvto. / Floor / Sol: **Pietra Di Lavagna Grigio 60x120**



Rvto. / Wall / Rvrm.: **Pietra Di Lavagna Perla 60x120**
Pvto. / Floor / Sol: **Pietra Di Lavagna Argento 60x120**

Piezas especiales / Special pieces / Pieces especiales

Consultar en página / Consult on page / Consulter en page: 344

*PELDAÑO GRADONE	*ÁNGULO GRADONE	*PELDAÑO RANURADO	*ÁNGULO RANURADO	*RODAPIÉ C/ROMO

Empaquetado / Packaging / Emballage

Formato	pz/cj	m ² /cj	cj/pl	m ² /pl	kg/cj	kg/pl
60x120	2	1.44	32	46.08	34.25	1,121.00
30x60	6	1.08	48	51.84	23.60	1,152.80
60x60	4	1.44	30	43.20	30.00	920.00
30x30(5)	11	1.00	42	42.00	23.00	986.00

PIETRA DI SAVOIA



EXT.

Formatos / Sizes / Formats

60x120 23,62"x47,24"	▼ 10,5 ▲ mm
30x60 11,81"x23,62"	▼ 9,5 ▲ mm
REC.	REC.



60x60 23,62"x23,62"	▼ 9,5 ▲ mm
REC.	



● Pietra Di Savoia Perla 60x120 Rec. M86 017.869.0037.12205	
● Pietra Di Savoia Ext. Perla 60x120 Rec. M86 017.869.0037.12207	
● Pietra Di Savoia Perla 30x60 Rec. M51 017.450.0037.12205	
● Pietra Di Savoia Ext. Perla 30x60 Rec. M51 017.450.0037.12207	
● Pietra Di Savoia Perla 60x60 Rec. M51 017.840.0037.12205	
● Pietra Di Savoia Ext. Perla 60x60 Rec. M51 017.840.0037.12207	
● Pietra Di Savoia Perla 30x30(5) M251 025.281.0037.12205	



● Pietra Di Savoia Sabbia 60x120 Rec. M86 017.869.0598.12205	
● Pietra Di Savoia Ext. Sabbia 60x120 Rec. M86 017.869.0598.12207	
● Pietra Di Savoia Sabbia 30x60 Rec. M51 017.450.0598.12205	
● Pietra Di Savoia Ext. Sabbia 30x60 Rec. M51 017.450.0598.12207	
● Pietra Di Savoia Sabbia 60x60 Rec. M51 017.840.0598.12205	
● Pietra Di Savoia Ext. Sabbia 60x60 Rec. M51 017.840.0598.12207	
● Pietra Di Savoia Sabbia 30x30(5) M251 025.281.0598.12205	



● Pietra Di Savoia Grigio 60x120 Rec. M86 017.869.0213.12205	
● Pietra Di Savoia Ext. Grigio 60x120 Rec. M86 017.869.0213.12207	
● Pietra Di Savoia Grigio 30x60 Rec. M51 017.450.0213.12205	
● Pietra Di Savoia Ext. Grigio 30x60 Rec. M51 017.450.0213.12207	
● Pietra Di Savoia Grigio 60x60 Rec. M51 017.840.0213.12205	
● Pietra Di Savoia Ext. Grigio 60x60 Rec. M51 017.840.0213.12207	
● Pietra Di Savoia Grigio 30x30(5) M251 025.281.0213.12205	

30x30 (5x5) 11,81"x11,81"



Pvto. / Floor / Sol: **Pietra Di Savoia Grigio 60x120**



Rvto. / Wall / Rvrm.: **Pietra Di Savoia Sabbia 60x120**
Pvto. / Floor / Sol: **Pietra Di Savoia Ext. Sabbia 60x120**

Piezas especiales / Special pieces / Pieces especiales

Consultar en página / Consult on page / Consulter en page: 344

*PELDAÑO GRADONE	*ÁNGULO GRADONE	*PELDAÑO RANURADO	*ÁNGULO RANURADO	*RODAPIÉ C/ROMO

Empaquetado / Packaging / Emballage

Formato	pz/cj	m ² /cj	cj/pl	m ² /pl	kg/cj	kg/pl
60x120	2	1.44	32	46.08	34.25	1,121.00
30x60	6	1.08	48	51.84	23.60	1,152.80
60x60	4	1.44	30	43.20	30.00	920.00
30x30(5)	11	1.00	42	42.00	23.00	986.00

PROVENZA




Formatos / Sizes / Formats

60x120 23,62"x47,24"	▼ 10,5 mm ▲
30x60 11,81"x23,62"	▼ 9,5 mm ▲
REC.	REC.


75x75 29,53"x29,53"	▼ 10,5 mm ▲
REC.	

60x60 23,62"x23,62"	▼ 9,5 mm ▲
REC.	

30x30 (7x7) 11,81"x11,81"



- Provenza Blanco 60x120 Rec. M99 035.869.0012.00189
- Provenza Blanco 30x60 Rec. M57 035.450.0012.00189
- Provenza Blanco 75x75 Rec. M75 035.875.0012.00189
- Provenza Blanco 60x60 Rec. M57 035.840.0012.00189
- Provenza Blanco 30x30(7) Malla M201 021.590.0012.00189



- Provenza Perla 60x120 Rec. M99 035.869.0037.00189
- Provenza Perla 30x60 Rec. M57 035.450.0037.00189
- Provenza Perla 75x75 Rec. M75 035.875.0037.00189
- Provenza Perla 60x60 Rec. M57 035.840.0037.00189
- Provenza Perla 30x30(7) Malla M201 021.590.0037.00189



- Provenza Gris 60x120 Rec. M99 035.869.0002.00189
- Provenza Gris 30x60 Rec. M57 035.450.0002.00189
- Provenza Gris 75x75 Rec. M75 035.875.0002.00189
- Provenza Gris 60x60 Rec. M57 035.840.0002.00189
- Provenza Gris 30x30(7) Malla M201 021.590.0002.00189



- Provenza Negro 60x120 Rec. M99 035.869.0003.00189
- Provenza Negro 30x60 Rec. M57 035.450.0003.00189
- Provenza Negro 75x75 Rec. M75 035.875.0003.00189
- Provenza Negro 60x60 Rec. M57 035.840.0003.00189
- Provenza Negro 30x30(7) Malla M201 021.590.0003.00189



Pvto. / Floor / Sol: Provenza Negro 75x75

Piezas especiales / Special pieces / Pièces especiales

Consultar en página / Consult on page / Consulter en page: 344

*PELDAÑO GRADONE	*ÁNGULO GRADONE	*PELDAÑO RANURADO	*ÁNGULO RANURADO	*RODAPIÉ C/ROMO

Empaquetado / Packaging / Emballage

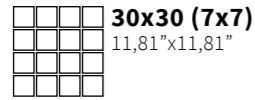
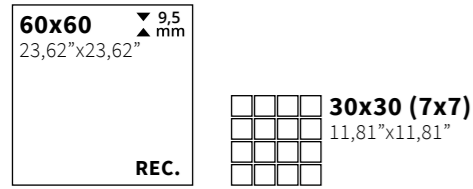
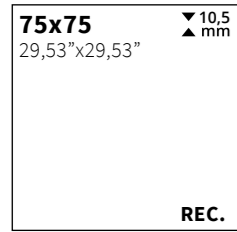
Formato	pz/cj	m ² /cj	cj/pl	m ² /pl	kg/cj	kg/pl
60x120	2	1.44	32	46.08	34.25	1.121.00
30x60	6	1.08	48	51.84	23.60	1.152.80
75x75	3	1.69	30	50.70	41.20	1.256.00
60x60	4	1.44	30	43.20	30.00	920.00
30x30(7)	11	1.00	42	42.00	23.10	990.20



PROVENZAL



Formatos / Sizes / Formats




- Provenzal Blanco 75x75 Rec. M79 017.875.0012.02818
- Provenzal Blanco 60x60 Rec. M57 017.840.0012.02818
- Provenzal Blanco 30x30(7) Malla M201 025.590.0012.02818



- Provenzal Gris 75x75 Rec. M79 017.875.0002.02818
- Provenzal Gris 60x60 Rec. M57 017.840.0002.02818
- Provenzal Gris 30x30(7) Malla M201 025.590.0002.02818

Empaquetado / Packaging / Emballage

Formato	pz/cj	m²/cj	cj/pl	m²/pl	kg/cj	kg/pl
75x75	3	1,69	30	50,70	41,20	1,256,00
60x60	4	1,44	30	43,20	30,00	920,00
30x30(7)	11	1,00	42	42,00	23,10	990,20



SLATE WAY

DECORSTONE
GRÉS PORCELÁNICO RECTIFICADO · RECTIFIED PORCELAIN TILES · GRÈS CÉRAMÉ RECTIFIÉE

ALTO BRILLO SEMIPULIDO
GRÉS PORCELÁNICO SEMIPULIDO RECTIFICADO · RECTIFIED SEMIPOLISHED PORCELAIN TILES · GRÈS CÉRAMÉ SEMIPOLI RECTIFIÉE



DECORSTONE

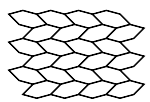
Formatos / Sizes / Formats

60x120 23,62"x47,24"	▼ 10,5 mm ▲
30x60 11,81"x23,62"	▼ 9,5 mm ▲
REC.	REC.

60x60 23,62"x23,62"	▼ 9,5 mm ▲
REC.	

30x30 (7x7) 11,81"x11,81"

Malla Coimbra Slate Way
29x38
11,41"x14,96"



COMBINACIONES
MATCHING COLLECTIONS
LES COLLECTIONS À COMBINER


SLATE WAY (ORIGIN CAT.)

15x15 5,90"x5,90"	▼ 8,5 mm ▲
-----------------------------	---------------

7x28 2,75"x11,02"	▼ 9,5 mm ▲
-----------------------------	---------------



● Slate Way Ash 60x120 Rec. M99 017.869.0344.11381
● Slate Way Ash 60x120 Rec. M120 071.869.0344.11381
● Slate Way Ash 60x60 Rec. M57 017.840.0344.11381
● Slate Way Ash 60x60 Rec. M85 071.840.0344.11381
● Slate Way Ash 30x60 Rec. M57 017.450.0344.11381
● Slate Way Ash 30x60 Rec. M85 071.450.0344.11381
● Slate Way Ash 30x30(7) Malla M201 025.590.0344.11381
● Slate Way Ash 30x30(7) Malla M201 051.590.0344.11381



● Slate Way Brown 60x120 Rec. M99 017.869.0109.11381
● Slate Way Brown 60x120 Rec. M120 071.869.0109.11381
● Slate Way Brown 60x60 Rec. M57 017.840.0109.11381
● Slate Way Brown 60x60 Rec. M85 071.840.0109.11381
● Slate Way Brown 30x60 Rec. M57 017.450.0109.11381
● Slate Way Brown 30x60 Rec. M85 071.450.0109.11381
● Slate Way Brown 30x30(7) Malla M201 025.590.0109.11381
● Slate Way Brown 30x30(7) Malla M201 051.590.0109.11381




● Slate Way Ocean 60x120 Rec. M99 017.869.0171.11381
● Slate Way Ocean 60x120 Rec. M120 071.869.0171.11381
● Slate Way Ocean 60x60 Rec. M57 017.840.0171.11381
● Slate Way Ocean 60x60 Rec. M85 071.840.0171.11381
● Slate Way Ocean 30x60 Rec. M57 017.450.0171.11381
● Slate Way Ocean 30x60 Rec. M85 071.450.0171.11381
● Slate Way Ocean 30x30(7) Malla M201 025.590.0171.11381
● Slate Way Ocean 30x30(7) Malla M201 051.590.0171.11381



● Slate Way Pearl 60x120 Rec. M99 017.869.0169.11381
● Slate Way Pearl 60x120 Rec. M120 071.869.0169.11381
● Slate Way Pearl 60x60 Rec. M57 017.840.0169.11381
● Slate Way Pearl 60x60 Rec. M85 071.840.0169.11381
● Slate Way Pearl 30x60 Rec. M57 017.450.0169.11381
● Slate Way Pearl 30x60 Rec. M85 071.450.0169.11381
● Slate Way Pearl 30x30(7) Malla M201 025.590.0169.11381
● Slate Way Pearl 30x30(7) Malla M201 051.590.0169.11381



● Slate Way Green 60x120 Rec. M99 017.869.0110.11381
● Slate Way Green 60x120 Rec. M120 071.869.0110.11381
● Slate Way Green 60x60 Rec. M57 017.840.0110.11381
● Slate Way Green 60x60 Rec. M85 071.840.0110.11381
● Slate Way Green 30x60 Rec. M57 017.450.0110.11381
● Slate Way Green 30x60 Rec. M85 071.450.0110.11381
● Slate Way Green 30x30(7) Malla M201 025.590.0110.11381
● Slate Way Green 30x30(7) Malla M201 051.590.0110.11381



Malla Coimbra Slate Way 29x38

● Brown P38 051.936.0109.11381
● Ash P38 051.936.0344.11381
● Green P38 051.936.0110.11381
● Ocean P38 051.936.0171.11381
● Pearl P38 051.936.0169.11381



Rvto. / Wall / Rvrm.: **Slate Way Ash 60x120 Decorstone**
Pvto. / Floor / Sol.: **Slate Way Ash 60x120 Decorstone**

Piezas especiales / Special pieces / Pièces especiales

Consultar en página / Consult on page / Consulter en page: 344

*PELDAÑO GRADONE	*ÁNGULO GRADONE	*PELDAÑO RANURADO	*ÁNGULO RANURADO	*RODAPIÉ DEC. A.B.S	*RODAPIÉ C./ROMO

Empaquetado / Packaging / Emballage

Formato	pz/cj	m²/cj	cj/pl	m²/pl	kg/cj	kg/pl
60x120	2	1.44	32	46.08	34.25	1.121.00
30x60	6	1.08	48	51.84	23.60	1.152.80
60x60	4	1.44	30	43.20	30.00	920.00
30x30(7)	11	1.00	42	42.00	23.10	990.20
29x38 Coimbra	9	-	-	-	20.70	-



STYLE

DECORSTONE
GRES PORCELÁNICO · PORCELAIN TILES · GRÈS CÉRAME


LUXGLASS
GRES PORCELÁNICO RECTIFICADO · RECTIFIED PORCELAIN TILES · GRÈS CÉRAME RECTIFIÉE




ADZ.

Formatos / Sizes / Formats

30,3x61,3 ⁹/₁₀ mm
11,92"x24,13"



● Style	Perla	30,3x61,3	M45	015.722.0037.02755	
● Style	Perla	30x60 Rec.	M69	050.450.0037.02755	
● Style	Perla	60,8x60,8	M46	015.440.0037.02755	
● Style	Perla	60x60 Rec.	M69	050.840.0037.02755	
● Adz. Style	Perla	45x45	M42	015.302.0037.02483	
● Style	Perla	45x45	M41	015.302.0037.02755	
● Style	Perla	30x30(7) Malla	M201	025.590.0037.02755	
● Style	Perla	30x30(7) Malla	M201	051.590.0037.02755	
● Style	Perla	30x30(5) Malla	M251	025.281.0037.02755	
● Style	Perla	30x30(5) Malla	M251	051.281.0037.02755	



● Style	Blanco	30,3x61,3	M45	015.722.0012.02755	
● Style	Blanco	30x60 Rec.	M69	050.450.0012.02755	
● Style	Blanco	60,8x60,8	M46	015.440.0012.02755	
● Style	Blanco	60x60 Rec.	M69	050.840.0012.02755	
● Style	Blanco	45x45	M41	015.302.0012.02755	
● Style	Blanco	30x30(7) Malla	M201	025.590.0012.02755	
● Style	Blanco	30x30(7) Malla	M201	051.590.0012.02755	
● Style	Blanco	30x30(5) Malla	M251	025.281.0012.02755	
● Style	Blanco	30x30(5) Malla	M251	051.281.0012.02755	

30x60 ^{9,5}/₁₀ mm
11,81"x23,62" REC.

60,8x60,8 ^{9,5}/₁₀ mm
23,93"x23,93"


UPEC
Blanco, Ceniza, Marfil, Perla

UPEC
Marengo, Taupe

60x60 ^{9,5}/₁₀ mm
23,62"x23,62" REC.



● Style	Ceniza	30,3x61,3	M45	015.722.0019.02755	
● Style	Ceniza	30x60 Rec.	M69	050.450.0019.02755	
● Style	Ceniza	60,8x60,8	M46	015.440.0019.02755	
● Style	Ceniza	60x60 Rec.	M69	050.840.0019.02755	
● Adz. Style	Ceniza	45x45	M42	015.302.0019.02483	
● Style	Ceniza	45x45	M41	015.302.0019.02755	
● Style	Ceniza	30x30(7) Malla	M201	025.590.0019.02755	
● Style	Ceniza	30x30(7) Malla	M201	051.590.0019.02755	
● Style	Ceniza	30x30(5) Malla	M251	025.281.0019.02755	
● Style	Ceniza	30x30(5) Malla	M251	051.281.0019.02755	



● Style	Marfil	30,3x61,3	M45	015.722.0033.02755	
● Style	Marfil	30x60 Rec.	M69	050.450.0033.02755	
● Style	Marfil	60,8x60,8	M46	015.440.0033.02755	
● Style	Marfil	60x60 Rec.	M69	050.840.0033.02755	
● Adz. Style	Marfil	45x45	M42	015.302.0033.02483	
● Style	Marfil	45x45	M41	015.302.0033.02755	
● Style	Marfil	30x30(7) Malla	M201	025.590.0033.02755	
● Style	Marfil	30x30(7) Malla	M201	051.590.0033.02755	
● Style	Marfil	30x30(5) Malla	M251	025.281.0033.02755	
● Style	Marfil	30x30(5) Malla	M251	051.281.0033.02755	

45x45 ^{9,5}/₁₀ mm
17,71"x17,71"

UPEC
Blanco, Ceniza, Marfil, Perla

UPEC
Marengo, Taupe

30x30 (7x7) 11,81"x11,81"

30x30 (5x5) 11,81"x11,81"



● Style	Marengo	30,3x61,3	M45	015.722.0028.02755	
● Style	Marengo	30x60 Rec.	M69	050.450.0028.02755	
● Style	Marengo	60,8x60,8	M46	015.440.0028.02755	
● Style	Marengo	60x60 Rec.	M69	050.840.0028.02755	
● Style	Marengo	45x45	M41	015.302.0028.02755	
● Style	Marengo	30x30(7) Malla	M201	025.590.0028.02755	
● Style	Marengo	30x30(7) Malla	M201	051.590.0028.02755	
● Style	Marengo	30x30(5) Malla	M251	025.281.0028.02755	
● Style	Marengo	30x30(5) Malla	M251	051.281.0028.02755	



● Style	Taupe	30,3x61,3	M45	015.722.0285.02755	
● Style	Taupe	30x60 Rec.	M69	050.450.0285.02755	
● Style	Taupe	60,8x60,8	M46	015.440.0285.02755	
● Style	Taupe	60x60 Rec.	M69	050.840.0285.02755	
● Adz. Style	Taupe	45x45	M42	015.302.0285.02483	
● Style	Taupe	45x45	M41	015.302.0285.02755	
● Style	Taupe	30x30(7) Malla	M201	025.590.0285.02755	
● Style	Taupe	30x30(7) Malla	M201	051.590.0285.02755	
● Style	Taupe	30x30(5) Malla	M251	025.281.0285.02755	
● Style	Taupe	30x30(5) Malla	M251	051.281.0285.02755	



Pvto. / Floor / Sol: Adz. Style Taupe 45x45

Piezas especiales / Special pieces / Pieces especiales

Consultar en página / Consult on page / Consulter en page: 344

*PELDAÑO GRADONE	*ÁNGULO GRADONE	*PELDAÑO RANURADO	*ÁNGULO RANURADO	*RODAPIÉ DEC. LUXGLASS	*RODAPIÉ C./ROMO

Empaquetado / Packaging / Emballage

Formato	pz/cj	m²/cj	cj/pl	m²/pl	kg/cj	kg/pl
30,3x61,3	7	1.30	40	52.00	25.00	1,020.00
30x60	6	1.08	48	51.84	23.60	1,152.80
60,8x60,8	4	1.48	30	44.40	31.35	960.50
60x60	4	1.44	30	43.20	30.00	920.00
45x45	6	1.22	52	63.44	25.80	1,361.60
30x30(5)	11	1.00	48	48.00	18.30	898.40
30x30(5) Lux.	11	1.00	42	42.00	23.00	986.00
30x30(7)	11	1.00	42	42.00	23.10	990.20



SV. HIERRO

GRES PORCELÁNICO RECTIFICADO INDUSTRIAL
INDUSTRIAL RECTIFIED PORCELAIN TILES · GRÈS CÉRAMÉ RECTIFIÉ INDUSTRIEL



ADZ.

Formatos / Sizes / Formats

60x60 ∇ 14
23,62"x23,62" mm

REC.



- Sv.Hierro 60x60 Rec. M145 048.840.0001.01018
- Sv.Hierro 60x60 Adz. M149 048.840.0001.01020

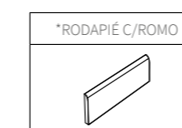


Pvto. / Floor / Sol: Sv.Hierro 60x60



Piezas especiales / Special pieces / Pièces especiales

Consultar en página / Consult on page / Consulter en page: 344



Empaquetado / Packaging / Emballage

Formato	pz/cj	m ² /cj	cj/pl	m ² /pl	kg/cj	kg/pl
60x60	3	1.08	30	32.40	32.90	1.007.00



Formatos / Sizes / Formats

60x120 23,62"x47,24"	▼ 10,5 mm ▲ 10,5 mm
30x60 11,81"x23,62"	▼ 9,5 mm ▲ 9,5 mm
REC.	REC.

90x90 35,43"x35,43"	▼ 10,5 mm ▲ 10,5 mm
60x60 23,62"x23,62"	▼ 9,5 mm ▲ 9,5 mm
REC.	REC.

8x44,2 3,14"x17,40"	▼ 8,5 mm ▲ 8,5 mm
-------------------------------	----------------------

30x30 (7x7) 11,81"x11,81"

90x90 35,43"x35,43"	▼ 20 mm ▲ 20 mm
60,5x60,5 23,81"x23,81"	▼ 20 mm ▲ 20 mm
REC.	REC.



● Vita Perla 90x90	Rec.	M91	017.804.0037.01227	Ⓜ
● Vita Perla 90x90 (20 mm)	Rec.	M165	017.817.0037.01227	Ⓜ
● Vita Perla 60x120	Rec.	M91	017.869.0037.01227	Ⓜ
● Vita Perla 60x60	Rec.	M55	017.840.0037.01227	Ⓜ
● Vita Perla 60,5x60,5 (20 mm)	Rec.	M128	017.701.0037.01227	Ⓜ
● Vita Perla 30x60	Rec.	M55	017.450.0037.01227	Ⓜ
● Vita Perla 30x30(7) Malla	Rec.	M201	025.590.0037.01227	Ⓜ



● Vita Gris 90x90	Rec.	M91	017.804.0002.01227	Ⓜ
● Vita Gris 90x90 (20 mm)	Rec.	M165	017.817.0002.01227	Ⓜ
● Vita Gris 60x120	Rec.	M91	017.869.0002.01227	Ⓜ
● Vita Gris 60x60	Rec.	M55	017.840.0002.01227	Ⓜ
● Vita Gris 60,5x60,5 (20 mm)	Rec.	M128	017.701.0002.01227	Ⓜ
● Vita Gris 30x60	Rec.	M55	017.450.0002.01227	Ⓜ
● Vita Gris 30x30(7) Malla	Rec.	M201	025.590.0002.01227	Ⓜ



● Vita Marengo 90x90	Rec.	M91	017.804.0028.01227	Ⓜ
● Vita Marengo 90x90 (20 mm)	Rec.	M165	017.817.0028.01227	Ⓜ
● Vita Marengo 60x120	Rec.	M91	017.869.0028.01227	Ⓜ
● Vita Marengo 60x60	Rec.	M55	017.840.0028.01227	Ⓜ
● Vita Marengo 60,5x60,5 (20 mm)	Rec.	M128	017.701.0028.01227	Ⓜ
● Vita Marengo 30x60	Rec.	M55	017.450.0028.01227	Ⓜ
● Vita Marengo 30x30(7) Malla	Rec.	M201	025.590.0028.01227	Ⓜ



● Vita Arena 90x90	Rec.	M91	017.804.0017.01227	Ⓜ
● Vita Arena 90x90 (20 mm)	Rec.	M165	017.817.0017.01227	Ⓜ
● Vita Arena 60x120	Rec.	M91	017.869.0017.01227	Ⓜ
● Vita Arena 60x60	Rec.	M55	017.840.0017.01227	Ⓜ
● Vita Arena 60,5x60,5 (20 mm)	Rec.	M128	017.701.0017.01227	Ⓜ
● Vita Arena 30x60	Rec.	M55	017.450.0017.01227	Ⓜ
● Vita Arena 30x30(7) Malla	Rec.	M201	025.590.0017.01227	Ⓜ



● Vita Moka 90x90	Rec.	M91	017.804.0240.01227	Ⓜ
● Vita Moka 90x90 (20 mm)	Rec.	M165	017.817.0240.01227	Ⓜ
● Vita Moka 60x120	Rec.	M91	017.869.0240.01227	Ⓜ
● Vita Moka 60x60	Rec.	M55	017.840.0240.01227	Ⓜ
● Vita Moka 60,5x60,5 (20 mm)	Rec.	M128	017.701.0240.01227	Ⓜ
● Vita Moka 30x60	Rec.	M55	017.450.0240.01227	Ⓜ
● Vita Moka 30x30(7) Malla	Rec.	M201	025.590.0240.01227	Ⓜ



● Rlv. Vita Mix-Gris 8x44,2	M70
015.681.0300.10145	Ⓜ



● Rlv. Vita Arena 8x44,2	M70
015.681.0017.10145	Ⓜ



Rvt. / Wall / Rvrm.: **Vita Arena 60x120** - Rlv. **Vita Arena 8x44,2**
Pvto. / Floor / Sol: **Oldmanor Tabaco 20x120**



Disponible en / Available in / Disponible:
Vita 40x120-30x90 Rev. Pasta Blanca / White body wall tiles / Revêtement pâte blanche - Pág. / Page / Page 262-265

Piezas especiales / Special pieces / Pièces especiales

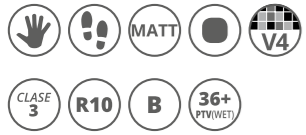
Consultar en página / Consult on page / Consulter en page: 344

*PELDAÑO GRADONE	*ÁNGULO GRADONE	*PELDAÑO RANURADO	*ÁNGULO RANURADO	*RODAPIÉ C/ROMO
		NO 20mm	NO 20mm	NO 20mm

Empaquetado / Packaging / Emballage

Formato	pz/cj	m ² /cj	cj/pl	m ² /pl	kg/cj	kg/pl
90x90	2	1.62	27	43.74	40.00	1.110.00
90x90 (20 mm)	1	0.81	27	21.87	38.80	1.077.60
60x120	2	1.44	32	46.08	34.25	1.121.00
60x60	4	1.44	30	43.20	30.00	920.00
60,5x60,5 (20 mm)	2	0.73	30	21.90	34.00	1.040.00
30x60	6	1.08	48	51.84	23.60	1.152.80
8x44,2	24	0.85	64	54.40	17.30	1.127.20
30x30(7)	11	1.00	42	42.00	23.10	990.20

VINTAGE




Formatos / Sizes / Formats

45x45 9.5 mm
17,71"x17,71"




● Vintage Perla 45x45
M49 015.302.0037.09165




● Vintage Blu 45x45
M49 015.302.0158.09165



● Vintage Grigio 45x45
M49 015.302.0213.09165



● Vintage Siena 45x45
M49 015.302.0053.09165



● Vintage Black 45x45
M49 015.302.0157.09165



● Vintage Saggio 45x45
M49 015.302.0942.09165




Rvto. / Wall / Rvfm.: **Eleganza Grigio 60x120**
Pvto. / Floor / Sol: **Vintage Sagio 45x45 - Eleganza Grigio 60x60**



Empaquetado / Packaging / Emballage

Formato	pz/cj	m ² /cj	cj/pl	m ² /pl	kg/cj	kg/pl
45x45	6	1.22	52	63.4	25.80	1,361.60



MÁRMOLLES

MARBLE
MARBRES

ALBANO

GRES PORCELÁNICO ESMALTADO PULIDO RECTIFICADO · POLISHED GLAZED RECTIFIED PORCELAIN TILES · GRÈS CÉRAME ÉMAILLÉ POLI RECTIFIÉE

LEVI GLASS

GRES PORCELÁNICO ESMALTADO RECTIFICADO · RECTIFIED GLAZED PORCELAIN TILES · GRÈS CÉRAME ÉMAILLÉ RECTIFIÉE

COMPACGLASS



20MM

Formatos / Sizes / Formats

60x120
23,62"x47,24"

▼ 10,5 mm
▲ 10,5 mm

REC.

120x120
47,24"x47,24"

▼ 10,2 mm
▲ 10,2 mm

90x90
35,43"x35,43"

▼ 10,5 mm
▲ 10,5 mm

REC. REC.

30x30 (7x7)
11,81"x11,81"

60x120
23,62"x47,24"

▼ 20 mm
▲ 20 mm

REC.

60,5x60,5
23,81"x23,81"


▼ 20 mm
▲ 20 mm

REC.




PEI 4

● Albano	Blanco	60x120	Rec.	M112	004.869.0012.01457	LEV
● Albano	Blanco	120x120	Rec.	M166	004.120.0012.01457	LEV
● Albano	Blanco	90x90	Rec.	M104	004.804.0012.01457	LEV
● Albano	Blanco	30x30(7)	Malla	M201	038.590.0012.01457	LEV
● Albano	Blanco	60x120 (20 mm)	Rec.	M165	017.390.0012.01457	MATT
● Albano	Blanco	60,5x60,5 (20 mm)	Rec.	M128	017.701.0012.01457	MATT



Rvto. / Wall / Rvtm.: Albano Blanco 60x120 - Malla Essen Zircon 30x30 (7x7)
Pvto. / Floor / Sol: Essen Zircon 60x60



Pvto. / Floor / Sol: Albano Blanco 60,5x60,5 (20 mm)

Piezas especiales / Special pieces / Pièces especiales

Consultar en página / Consult on page / Consulter en page: 344

*PELDAÑO GRADONE	*ÁNGULO GRADONE	RODAPIÉ DECORADO (LEVI GLASS)	*RODAPIÉ C/ROMO
		NO 20mm	NO 20mm

Empaquetado / Packaging / Emballage

Formato	pz/cj	m ² /cj	cj/pl	m ² /pl	kg/cj	kg/pl
60x120 (20 mm)	1	0.72	32	23.04	34.20	1,119.40
60x120	2	1.44	32	46.08	34.25	1,121.00
120x120	1	1.44	36	51.84	36.36	1,348.96
90x90	2	1.62	27	43.74	40.00	1,110.00
60,5x60,5 (20 mm)	2	0.73	30	21.90	34.00	1,040.00
30x30(7)	11	1.00	42	42.00	23.10	990.20



ARABESCATO



Formatos / Sizes / Formats

60x120 23,62"x47,24"	▼ 10,5 ▲ mm
30x60 11,81"x23,62"	▼ 9,5 ▲ mm
REC.	REC.

120x120 47,24"x47,24"	▼ 10,2 ▲ mm
60x60 23,62"x23,62"	▼ 9,5 ▲ mm
REC.	REC.

30x30 (7x7) 11,81"x11,81"

Malla DROP
Rain Arabescato
29x30
11,41"x 11,81"

Malla Drop-Rain Arabescato 29x30

● Pearl	P81	051.935.0169.11737	
● Gold	P81	051.935.0189.11737	



PEI 4

● Arabescato	Pearl	60x120	Rec.	M86	017.869.0169.05009	
● Arabescato	Pearl	30x60	Rec.	M51	017.450.0169.05009	
● Arabescato	Pearl	120x120	Rec.	M139	017.120.0169.05009	
● Arabescato	Pearl	60x60	Rec.	M51	017.840.0169.05009	
● Rain Arabescato	Pearl	60x120	Rec.	M86	017.869.0169.11701	
● Rain Arabescato	Pearl	60x120	Rec.	M104	050.869.0169.11701	
● Rain Arabescato	Pearl	30x60	Rec.	M51	017.450.0169.11701	
● Rain Arabescato	Pearl	30x60	Rec.	M68	050.450.0169.11701	
● Rain Arabescato	Pearl	120x120	Rec.	M139	017.120.0169.11701	
● Rain Arabescato	Pearl	120x120	Rec.	M152	050.120.0169.11701	
● Rain Arabescato	Pearl	60x60	Rec.	M51	017.840.0169.11701	
● Rain Arabescato	Pearl	60x60	Rec.	M68	050.840.0169.11701	
● Rain Arabescato	Pearl	30x30(7)	Malla	M201	051.590.0169.11701	



PEI 4

● Arabescato	Gold	60x120	Rec.	M86	017.869.0189.05009	
● Arabescato	Gold	30x60	Rec.	M51	017.450.0189.05009	
● Arabescato	Gold	120x120	Rec.	M139	017.120.0189.05009	
● Arabescato	Gold	60x60	Rec.	M51	017.840.0189.05009	
● Rain Arabescato	Gold	60x120	Rec.	M86	017.869.0189.11701	
● Rain Arabescato	Gold	60x120	Rec.	M104	050.869.0189.11701	
● Rain Arabescato	Gold	30x60	Rec.	M51	017.450.0189.11701	
● Rain Arabescato	Gold	30x60	Rec.	M68	050.450.0189.11701	
● Rain Arabescato	Gold	120x120	Rec.	M139	017.120.0189.11701	
● Rain Arabescato	Gold	120x120	Rec.	M152	050.120.0189.11701	
● Rain Arabescato	Gold	60x60	Rec.	M51	017.840.0189.11701	
● Rain Arabescato	Gold	60x60	Rec.	M68	050.840.0189.11701	
● Rain Arabescato	Gold	30x30(7)	Malla	M201	051.590.0189.11701	



Rvto. / Wall / Rvtrm.: **Rain Arabescato Pearl 60x120 Luxglass**
Pvto. / Floor / Sol: **Rain Arabescato Pearl 120x120 Luxglass**



Piezas especiales / Special pieces / Pièces especiales

Consultar en página / Consult on page / Consulter en page: 344

*PELDAÑO GRADONE	*ÁNGULO GRADONE	RODAPIÉ DECORADO (LUXGLASS)	*RODAPIÉ C/ROMO

Empaquetado / Packaging / Emballage

Formato	pz/cj	m²/cj	cj/pl	m²/pl	kg/cj	kg/pl
60x120	2	1.44	32	46.08	34.25	1,121.00
30x60	6	1.08	48	51.84	23.60	1,152.80
120x120	1	1.44	36	51.84	36.36	1,348.96
60x60	4	1.44	30	43.20	30.00	920.00
30x30(7)	11	1.00	42	42.00	23.10	990.20
29x30 Drop	6	-	-	-	9.96	-

AREZZO



Formatos / Sizes / Formats

60x120 23,62"x47,24"	▲ 10,5 mm	75x75 29,53"x29,53"	▲ 10,5 mm	60x60 23,62"x23,62"	▲ 9,5 mm
30x60 11,81"x23,62"	▲ 9,5 mm				
REC.		REC.		REC.	

30x30 (7x7) 11,81"x11,81"



PEI 4

● Arezzo	Marengo	60x120	Rec.	M112	004.869.0028.02140	LEV
● Arezzo	Marengo	60x120	Rec.	M99	017.869.0028.02140	MATT
● Arezzo	Marengo	30x60	Rec.	M77	004.450.0028.02140	LEV
● Arezzo	Marengo	75x75	Rec.	M90	004.875.0028.02140	LEV
● Arezzo	Marengo	60x60	Rec.	M77	004.840.0028.02140	LEV
● Arezzo	Marengo	60x60	Rec.	M60	017.840.0028.02140	MATT
● Arezzo	Marengo	30x30(7)	Malla	M201	038.590.0028.02140	LEV
● Arezzo	Marengo	30x30(7)	Malla	M201	025.590.0028.02140	MATT



Pvto. / Floor / Sol: Arezzo Marengo 60x120 Leviglass



PEI 4

● Arezzo	Perla	60x120	Rec.	M112	004.869.0037.02140	LEV
● Arezzo	Perla	60x120	Rec.	M99	017.869.0037.02140	MATT
● Arezzo	Perla	30x60	Rec.	M77	004.450.0037.02140	LEV
● Arezzo	Perla	75x75	Rec.	M90	004.875.0037.02140	LEV
● Arezzo	Perla	60x60	Rec.	M77	004.840.0037.02140	LEV
● Arezzo	Perla	60x60	Rec.	M60	017.840.0037.02140	MATT
● Arezzo	Perla	30x30(7)	Malla	M201	038.590.0037.02140	LEV
● Arezzo	Perla	30x30(7)	Malla	M201	025.590.0037.02140	MATT



PEI 4

● Arezzo	Crema	60x120	Rec.	M112	004.869.0096.02140	LEV
● Arezzo	Crema	60x120	Rec.	M99	017.869.0096.02140	MATT
● Arezzo	Crema	30x60	Rec.	M77	004.450.0096.02140	LEV
● Arezzo	Crema	75x75	Rec.	M90	004.875.0096.02140	LEV
● Arezzo	Crema	60x60	Rec.	M77	004.840.0096.02140	LEV
● Arezzo	Crema	60x60	Rec.	M60	017.840.0096.02140	MATT
● Arezzo	Crema	30x30(7)	Malla	M201	038.590.0096.02140	LEV
● Arezzo	Crema	30x30(7)	Malla	M201	025.590.0096.02140	MATT



PEI 4


● Arezzo	Tortora	60x120	Rec.	M112	004.869.0297.02140	LEV
● Arezzo	Tortora	60x120	Rec.	M99	017.869.0297.02140	MATT
● Arezzo	Tortora	30x60	Rec.	M77	004.450.0297.02140	LEV
● Arezzo	Tortora	75x75	Rec.	M90	004.875.0297.02140	LEV
● Arezzo	Tortora	60x60	Rec.	M77	004.840.0297.02140	LEV
● Arezzo	Tortora	60x60	Rec.	M60	017.840.0297.02140	MATT
● Arezzo	Tortora	30x30(7)	Malla	M201	038.590.0297.02140	LEV
● Arezzo	Tortora	30x30(7)	Malla	M201	025.590.0297.02140	MATT

GRES PORCELÁNICO ESMALTADO PULIDO RECTIFICADO · POLISHED GLAZED RECTIFIED PORCELAIN TILES · GRÈS CÉRAMÉ ÉMAILLÉ POLI RECTIFIÉE

LEVIGLASS

GRES PORCELÁNICO ESMALTADO RECTIFICADO · RECTIFIED GLAZED PORCELAIN TILES · GRÈS CÉRAMÉ ÉMAILLÉ RECTIFIÉE

COMPACGLASS



Rvto. / Wall / Rvtm.: Arezzo Crema 30x60 Leviglass - Arezzo Tortora 30x60 Leviglass - Malla Arezzo Tortora 30x30(7) Leviglass
Pvto. / Floor / Sol: Arezzo Tortora 60x60 Leviglass

Piezas especiales / Special pieces / Pièces especiales

Consultar en página / Consult on page / Consulter en page: 344



*PELDAÑO GRADONE	*ÁNGULO GRADONE	RODAPIÉ DECORADO (LEVIGLASS)	*RODAPIÉ C/ROMO

Empaquetado / Packaging / Emballage

Formato	pz/cj	m ² /cj	cj/pl	m ² /pl	kg/cj	kg/pl
60x120	2	1.44	32	46.08	34.25	1.121.00
30x60	6	1.08	48	51.84	23.60	1.152.80
75x75	3	1.69	30	50.70	41.20	1.256.00
60x60	4	1.44	30	43.20	30.00	920.00
30x30(7)	11	1.00	42	42.00	23.10	990.20

ASCOLANO



Formatos / Sizes / Formats

120x120 47,24"x47,24"	▼10,2 ▲10,2 mm	60x120 23,62"x47,24"	▼10,5 ▲10,5 mm
90x90 35,43"x35,43"	▼10,5 ▲10,5 mm		
75x75 29,53"x29,53"	▼10,5 ▲10,5 mm		
		30x30 (7x7) 11,81"x11,81"	
REC.	REC.	REC.	



PEI 4						
Ascolano	Marfil	60x120	Rec.	M112	004.869.0033.00744	Ⓢ
Ascolano	Marfil	120x120	Rec.	M166	004.120.0033.00744	Ⓢ
Ascolano	Marfil	90x90	Rec.	M104	004.804.0033.00744	Ⓢ
Ascolano	Marfil	75x75	Rec.	M90	004.875.0033.00744	Ⓢ
Ascolano	Marfil	30x30(7)	Malla	M201	038.590.0033.00744	Ⓢ



PEI 4						
Ascolano	Beige	60x120	Rec.	M112	004.869.0007.00744	Ⓢ
Ascolano	Beige	120x120	Rec.	M166	004.120.0007.00744	Ⓢ
Ascolano	Beige	90x90	Rec.	M104	004.804.0007.00744	Ⓢ
Ascolano	Beige	75x75	Rec.	M90	004.875.0007.00744	Ⓢ
Ascolano	Beige	30x30(7)	Malla	M201	038.590.0007.00744	Ⓢ



PEI 3						
Ascolano	Gris	60x120	Rec.	M112	004.869.0002.00744	Ⓢ
Ascolano	Gris	120x120	Rec.	M166	004.120.0002.00744	Ⓢ
Ascolano	Gris	90x90	Rec.	M104	004.804.0002.00744	Ⓢ
Ascolano	Gris	75x75	Rec.	M90	004.875.0002.00744	Ⓢ
Ascolano	Gris	30x30(7)	Malla	M201	038.590.0002.00744	Ⓢ

PEI 4						
Ascolano	Perla	60x120	Rec.	M112	004.869.0037.00744	Ⓢ
Ascolano	Perla	120x120	Rec.	M166	004.120.0037.00744	Ⓢ
Ascolano	Perla	90x90	Rec.	M104	004.804.0037.00744	Ⓢ
Ascolano	Perla	75x75	Rec.	M90	004.875.0037.00744	Ⓢ
Ascolano	Perla	30x30(7)	Malla	M201	038.590.0037.00744	Ⓢ



Piezas especiales / Special pieces / Pièces especiales

Consultar en página / Consult on page / Consulter en page: 344



*PELDAÑO GRADONE	*ÁNGULO GRADONE	RODAPIÉ DECORADO (LEVI GLASS)	*RODAPIÉ C/ROMO

Empaquetado / Packaging / Emballage

Formato	pz/cj	m ² /cj	cj/pl	m ² /pl	kg/cj	kg/pl
60x120	2	1.44	32	46.08	34.25	1.121.00
120x120	1	1.44	36	51.84	36.36	1.348.96
90x90	2	1.62	27	43.74	40.00	1.110.00
75x75	3	1.69	30	50.70	41.20	1.256.00
30x30(7)	11	1.00	42	42.00	23.10	990.20

BELVEDERE



Formatos / Sizes / Formats

75x150 29,52"x59,05"	▼ 10,5 mm ▲ 10,5 mm
REC.	

60x120 23,62"x47,24"	▼ 10,5 mm ▲ 10,5 mm
REC.	

60x60 23,62"x23,62"	▼ 9,5 mm ▲ 9,5 mm
REC.	

30x30 (7x7) 11,81"x11,81"	
-------------------------------------	--



PEI 4

● Belvedere White 75x150 Rec. M130 004.350.0108.05758
● Belvedere White 75x150 Rec. M117 017.350.0108.05758
● Belvedere White 60x120 Rec. M112 004.869.0108.05758
● Belvedere White 60x120 Rec. M99 017.869.0108.05758
● Belvedere White 30x60 Rec. M77 004.450.0108.05758
● Belvedere White 30x60 Rec. M60 017.450.0108.05758
● Belvedere White 60x60 Rec. M77 004.840.0108.05758
● Belvedere White 60x60 Rec. M60 017.840.0108.05758
● Belvedere White 30x30(7) Malla M201 038.590.0108.05758
● Belvedere White 30x30(7) Malla M201 025.590.0108.05758



PEI 4

● Belvedere Perla 75x150 Rec. M130 004.350.0037.05758
● Belvedere Perla 75x150 Rec. M117 017.350.0037.05758
● Belvedere Perla 60x120 Rec. M112 004.869.0037.05758
● Belvedere Perla 60x120 Rec. M99 017.869.0037.05758
● Belvedere Perla 30x60 Rec. M77 004.450.0037.05758
● Belvedere Perla 30x60 Rec. M60 017.450.0037.05758
● Belvedere Perla 60x60 Rec. M77 004.840.0037.05758
● Belvedere Perla 60x60 Rec. M60 017.840.0037.05758
● Belvedere Perla 30x30(7) Malla M201 038.590.0037.05758
● Belvedere Perla 30x30(7) Malla M201 025.590.0037.05758



PEI 4

● Belvedere Ivory 75x150 Rec. M130 004.350.0164.05758
● Belvedere Ivory 75x150 Rec. M117 017.350.0164.05758
● Belvedere Ivory 60x120 Rec. M112 004.869.0164.05758
● Belvedere Ivory 60x120 Rec. M99 017.869.0164.05758
● Belvedere Ivory 30x60 Rec. M77 004.450.0164.05758
● Belvedere Ivory 30x60 Rec. M60 017.450.0164.05758
● Belvedere Ivory 60x60 Rec. M77 004.840.0164.05758
● Belvedere Ivory 60x60 Rec. M60 017.840.0164.05758
● Belvedere Ivory 30x30(7) Malla M201 038.590.0164.05758
● Belvedere Ivory 30x30(7) Malla M201 025.590.0164.05758



PEI 3

● Belvedere Marengo 75x150 Rec. M130 004.350.0028.05758
● Belvedere Marengo 75x150 Rec. M117 017.350.0028.05758
● Belvedere Marengo 60x120 Rec. M112 004.869.0028.05758
● Belvedere Marengo 60x120 Rec. M99 017.869.0028.05758
● Belvedere Marengo 30x60 Rec. M77 004.450.0028.05758
● Belvedere Marengo 30x60 Rec. M60 017.450.0028.05758
● Belvedere Marengo 60x60 Rec. M77 004.840.0028.05758
● Belvedere Marengo 60x60 Rec. M60 017.840.0028.05758
● Belvedere Marengo 30x30(7) Malla M201 038.590.0028.05758
● Belvedere Marengo 30x30(7) Malla M201 025.590.0028.05758



Rvto. / Wall / Rvrm.: **Belvedere White 60x120 Leviglass - Belvedere Marengo 60x120 Leviglass - Rovere Honey 25x150**
Pvto. / Floor / Sol: **Belvedere White 60x120 Leviglass**

Piezas especiales / Special pieces / Pièces especiales

Consultar en página / Consult on page / Consulter en page: 344



*PELDAÑO GRADONE	*ÁNGULO GRADONE	RODAPIÉ DECORADO (LEVIGLASS)	*RODAPIÉ C/ROMO

Empaquetado / Packaging / Emballage

Formato	pz/cj	m ² /cj	cj/pl	m ² /pl	kg/cj	kg/pl
75x150	1	1.13	40	45.20	28.00	1.184.00
60x120	2	1.44	32	46.08	34.25	1.121.00
30x60	6	1.08	48	51.84	23.60	1.152.80
60x60	4	1.44	30	43.20	30.00	920.00
30x30(7)	11	1.00	42	42.00	23.10	990.20

CALACATA GOLD

GRES PORCELÁNICO ESMALTADO PULIDO RECTIFICADO · POLISHED GLAZED RECTIFIED PORCELAIN TILES · GRÈS CÉRAME ÉMAILLÉ POLI RECTIFIÉE

LEVI GLASS

GRES PORCELÁNICO ESMALTADO RECTIFICADO · RECTIFIED GLAZED PORCELAIN TILES · GRÈS CÉRAME ÉMAILLÉ RECTIFIÉE

COMPACGLASS



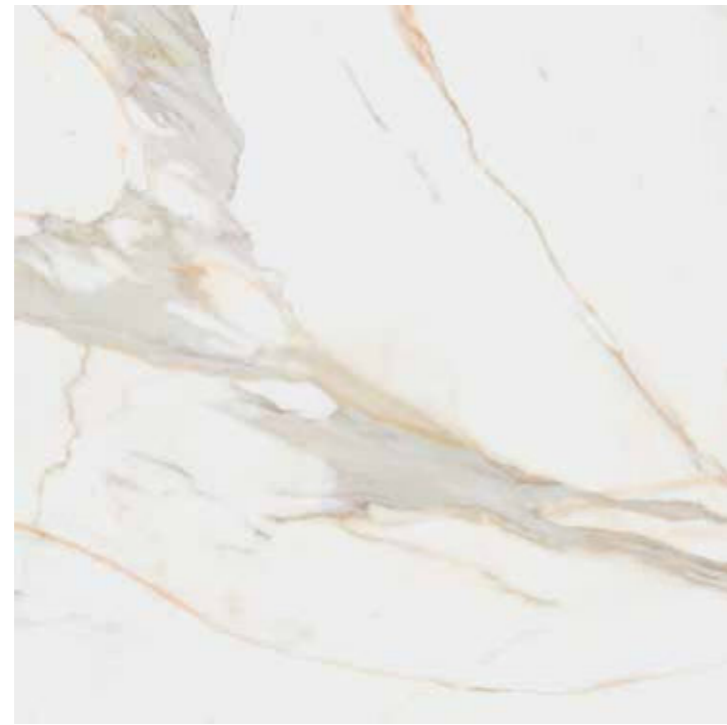
Formatos / Sizes / Formats

60x120 23,62"x47,24"	▼ 10,5 ▲ mm
30x60 11,81"x23,62"	▼ 9,5 ▲ mm
REC.	REC.

120x120 47,24"x47,24"	▼ 10,2 ▲ mm
60x60 23,62"x23,62"	▼ 9,5 ▲ mm
REC.	REC.

30x30 (7x7) 11,81"x11,81"

Disponible en / Available in / Disponible:
Calacata Gold 30x90 Rev. Pasta Blanca / White
body wall tiles / Revêtement pâte blanche - Pág.
/ Page / Page 178



						PEI 4
● Calacata Gold	60x120	Rec.	M112	004.869.0001.11841		Ⓜ
● Calacata Gold	60x120	Rec.	M99	017.869.0001.11484		Ⓜ
● Calacata Gold	30x60	Rec.	M77	004.450.0001.11841		Ⓜ
● Calacata Gold	30x60	Rec.	M60	017.450.0001.11484		Ⓜ
● Calacata Gold	120x120	Rec.	M166	004.120.0001.11841		Ⓜ
● Calacata Gold	120x120	Rec.	M139	017.120.0001.11484		Ⓜ
● Calacata Gold	60x60	Rec.	M77	004.840.0001.11841		Ⓜ
● Calacata Gold	60x60	Rec.	M60	017.840.0001.11484		Ⓜ
● Calacata Gold	30x30(7)	Malla	M201	038.590.0001.11841		Ⓜ
● Calacata Gold	30x30(7)	Malla	M201	025.590.0001.11841		Ⓜ



Rvto. / Wall / Rvrm.: Calacata Gold 60x120 Leviglass
Pvto. / Floor / Sol: Calacata Gold 60x120 Leviglass



Pvto. / Floor / Sol: Calacata Gold 60x120 Compacglass

Piezas especiales / Special pieces / Pièces especiales

Consultar en página / Consult on page / Consulter en page: 344

*PELDAÑO GRADONE	*ÁNGULO GRADONE	RODAPIÉ DECORADO (LEVI GLASS)	*RODAPIÉ C/ROMO

Empaquetado / Packaging / Emballage

Formato	pz/cj	m²/cj	cj/pl	m²/pl	kg/cj	kg/pl
60x120	2	1.44	32	46.08	34.25	1.121.00
30x60	6	1.08	48	51.84	23.60	1.152.80
120x120	1	1.44	36	51.84	36.36	1.348.96
60x60	4	1.44	30	43.20	30.00	920.00
30x30(7)	11	1.00	42	42.00	23.10	990.20



CALACATA WHITE

GRES PORCELÁNICO ESMALTADO PULIDO RECTIFICADO · POLISHED GLAZED RECTIFIED PORCELAIN TILES · GRÈS CÉRAME ÉMAILLÉ POLI RECTIFIÉE

LEVIGLASS

GRES PORCELÁNICO ESMALTADO RECTIFICADO · RECTIFIED GLAZED PORCELAIN TILES · GRÈS CÉRAME ÉMAILLÉ RECTIFIÉE

COMPACGLASS



Formatos / Sizes / Formats

60x120 23,62"x47,24"	▼ 10,5 ▲ mm
30x60 11,81"x23,62"	▼ 9,5 ▲ mm
REC.	REC.



120x120 47,24"x47,24"	▼ 10,2 ▲ mm
60x60 23,62"x23,62"	▼ 9,5 ▲ mm
REC.	REC.

						PEI 4
● Calacata White	60x120	Rec.	M112	004.869.0001.12261		Ⓜ
● Calacata White	60x120	Rec.	M99	017.869.0001.12261		Ⓜ
● Calacata White	30x60	Rec.	M77	004.450.0001.12261		Ⓜ
● Calacata White	30x60	Rec.	M60	017.450.0001.12261		Ⓜ
● Calacata White	120x120	Rec.	M166	004.120.0001.12261		Ⓜ
● Calacata White	120x120	Rec.	M139	017.120.0001.12261		Ⓜ
● Calacata White	60x60	Rec.	M77	004.840.0001.12261		Ⓜ
● Calacata White	60x60	Rec.	M60	017.840.0001.12261		Ⓜ
● Calacata White	30x30(7)	Malla	M201	038.590.0001.12261		Ⓜ
● Calacata White	30x30(7)	Malla	M201	025.590.0001.12261		Ⓜ

30x30 (7x7) 11,81"x11,81"

Disponible en / Available in / Disponible:
Calacata White 30x90 Rev. Pasta Blanca / White
body wall tiles / Revêtement pâte blanche - Pág.
/ Page / Page 180



Pvto. / Floor / Sol: Calacata White 60x120 Compacglass

Rvto. / Wall / Rvrm.: Oldmanor Tabaco 30x180
Pvto. / Floor / Sol: Calacata White 60x120 Leviglass

Piezas especiales / Special pieces / Pièces especiales

Consultar en página / Consult on page / Consulter en page: 344

*PELDAÑO GRADONE	*ÁNGULO GRADONE	RODAPIÉ DECORADO (LEVIGLASS)	*RODAPIÉ C/ROMO

Empaquetado / Packaging / Emballage

Formato	pz/cj	m ² /cj	cj/pl	m ² /pl	kg/cj	kg/pl
60x120	2	1.44	32	46.08	34.25	1.121.00
30x60	6	1.08	48	51.84	23.60	1.152.80
120x120	1	1.44	36	51.84	36.36	1.348.96
60x60	4	1.44	30	43.20	30.00	920.00
30x30(7)	11	1.00	42	42.00	23.10	990.20



CRYSTAL WHITE



Formatos / Sizes / Formats

60x120
23,62"x47,24"

▼ 10,5 mm
▲ mm

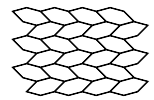
REC.

120x120
47,24"x47,24"

▼ 10,2 mm
▲ mm

REC.


30x30 (7x7)
11,81"x11,81"



Malla Coimbra Crystal White
29x38
11,41"x14,96"



Crystal White						PEI 4
● Crystal White	60x120	Rec.	M112	004.869.0001.11484	(15)	(15)
● Crystal White	60x120	Rec.	M99	017.869.0001.11484	(15)	(15)
● Crystal White	120x120	Rec.	M166	004.120.0001.11484	(15)	(15)
● Crystal White	120x120	Rec.	M139	017.120.0001.11484	(15)	(15)
● Crystal White	30x30(7)	Malla	M201	038.590.0001.11484	(15)	(15)
● Crystal White	30x30(7)	Malla	M201	025.590.0001.11484	(15)	(15)
● Rain Crystal White	60x120	Rec.	M86	017.869.0108.12201	(15)	(15)
● Rain Crystal White	60x120	Rec.	M104	050.869.0108.12201	(15)	(15)
● Rain Crystal White	120x120	Rec.	M139	017.120.0108.12201	(15)	(15)
● Rain Crystal White	120x120	Rec.	M152	050.120.0108.12201	(15)	(15)



Malla Coimbra Crystal White
● 29x38 P38 038.936.0001.11484 (15)



Rvto. / Wall / Rvrm.: **Crystal White 60x120 Leviglass**
Pvto. / Floor / Sol: **Crystal White 60x120 Leviglass**



Rvto. / Wall / Rvrm.: **Rain Crystal White 60x120 Luxglass**
Pvto. / Floor / Sol: **Rain Crystal White 60x120 Luxglass**

GRES PORCELÁNICO ESMALTADO PULIDO RECTIFICADO · POLISHED GLAZED RECTIFIED PORCELAIN TILES · GRÈS CÉRAMÉ ÉMAILLÉ POLI RECTIFIÉE

LEVIGLASS

GRES PORCELÁNICO ESMALTADO RECTIFICADO · RECTIFIED GLAZED PORCELAIN TILES · GRÈS CÉRAMÉ ÉMAILLÉ RECTIFIÉE

COMPACGLASS

GRES PORCELÁNICO ESMALTADO RECTIFICADO · RECTIFIED GLAZED PORCELAIN TILES · GRÈS CÉRAMÉ ÉMAILLÉ RECTIFIÉE

LUXGLASS

Piezas especiales / Special pieces / Pièces especiales

Consultar en página / Consult on page / Consulter en page: 344

*PELDAÑO GRADONE	*ÁNGULO GRADONE	RODAPIÉ DECORADO (LEVIGLASS/LUXGLASS)	*RODAPIÉ C/ROMO

Empaquetado / Packaging / Emballage

Formato	pz/cj	m ² /cj	cj/pl	m ² /pl	kg/cj	kg/pl
60x120	2	1.44	32	46.08	34.25	1,121.00
120x120	1	1.44	36	51.84	36.36	1,348.96
30x30(7)	11	1.00	42	42.00	23.10	990.20
29x38 Malla	9	-	-	-	20.70	-



DOLOMITE




Formatos / Sizes / Formats

60x120 23,62"x47,24"	▼ 10,5 ▲ mm
30x60 11,81"x23,62"	▼ 9,5 ▲ mm
REC.	REC.


120x120 47,24"x47,24"	▼ 10,2 ▲ mm
---------------------------------	----------------

60x60 23,62"x23,62"	▼ 9,5 ▲ mm
REC.	REC.

30x30 (7x7) 11,81"x11,81"



Malla Coimbra Dolomite
29x38
11,41"x14,96"



PEI 4

● Dolomite Bianco	60x120	Rec.	M112	004.869.0150.11380	Ⓜ
● Dolomite Bianco	30x60	Rec.	M77	004.450.0150.11380	Ⓜ
● Dolomite Bianco	120x120	Rec.	M166	004.120.0150.11380	Ⓜ
● Dolomite Bianco	60x60	Rec.	M77	004.840.0150.11380	Ⓜ
● Dolomite Bianco	30x30(7)	Malla	M201	038.590.0150.11380	Ⓜ



PEI 4

● Dolomite Crema	60x120	Rec.	M112	004.869.0096.11380	Ⓜ
● Dolomite Crema	30x60	Rec.	M77	004.450.0096.11380	Ⓜ
● Dolomite Crema	120x120	Rec.	M166	004.120.0096.11380	Ⓜ
● Dolomite Crema	60x60	Rec.	M77	004.840.0096.11380	Ⓜ
● Dolomite Crema	30x30(7)	Malla	M201	038.590.0096.11380	Ⓜ



Malla Coimbra Dolomite Bianco
● 29x38 P38 038.936.0150.11380 Ⓜ



Malla Coimbra Dolomite Crema
● 29x38 P38 038.936.0096.11380 Ⓜ



Rvto. / Wall / Rvrm.: **Dolomite Crema 60x120**
Pvto. / Floor / Sol: **Dolomite Crema 120x120**

Piezas especiales / Special pieces / Pièces especiales

Consultar en página / Consult on page / Consulter en page: 344

*PELDAÑO GRADONE	*ÁNGULO GRADONE	RODAPIÉ DECORADO (LEVI GLASS)

Empaquetado / Packaging / Emballage

Formato	pz/cj	m ² /cj	cj/pl	m ² /pl	kg/cj	kg/pl
60x120	2	1.44	32	46.08	34.25	1.121.00
30x60	6	1.08	48	51.84	23.60	1.152.80
120x120	1	1.44	36	51.84	36.36	1.348.96
60x60	4	1.44	30	43.20	30.00	920.00
30x30(7)	11	1.00	42	42.00	23.10	990.20





Formatos / Sizes / Formats

60x120 23,62"x47,24"	▼ 10,5 ▲ mm
REC.	

30x30 (7x7) 11,81"x11,81"



● Fenix	Perla	60x120	Rec.	M112	004.869.0037.00909	PEI 4
● Fenix	Perla	30x30(7)	Malla.	M201	038.590.0037.00909	



● Fenix	Gris	60x120	Rec.	M112	004.869.0002.00909	PEI 4
● Fenix	Gris	30x30(7)	Malla.	M201	038.590.0002.00909	



● Fenix	Marfil	60x120	Rec.	M112	004.869.0033.00909	PEI 4
● Fenix	Marfil	30x30(7)	Malla.	M201	038.590.0033.00909	



● Fenix	Crema	60x120	Rec.	M112	004.869.0096.00909	PEI 4
● Fenix	Crema	30x30(7)	Malla.	M201	038.590.0096.00909	



Rvto. / Wall / Rvtm.: **Fenix Gris 60x120**
Pvto. / Floor / Sol: **Fenix Gris 60x120**

Piezas especiales / Special pieces / Pièces especiales

Consultar en página / Consult on page / Consulter en page: 344

*PELDAÑO GRADONE	*ÁNGULO GRADONE	RODAPIÉ DECORADO (LEVI GLASS)

Empaquetado / Packaging / Emballage

Formato	pz/cj	m ² /cj	cj/pl	m ² /pl	kg/cj	kg/pl
60x120	2	1.44	32	46.08	34.25	1,121.00
30x30(7)	11	1.00	42	42.00	23.10	990.20



FORVM



Formatos / Sizes / Formats


60x60 Δ 9,5 mm
23,62"x23,62"
REC.



PEI 4
● Forvm Natural 60x60 Rec. M60 017.840.0102.00138



PEI 3
● Forvm Brown 60x60 Rec. M60 017.840.0109.00138



Rvto. / Wall / Rvtrm.: **Forvm Natural 30x90 - Rlv. Forvm Brown 30x90**
Pvto. / Floor / Sol: **Forvm Brown 60x60**



Rvto. / Wall / Rvtrm.: **Dec. Campania 30x90 - Forvm Natural 30x90 - Nera Nogal 25x150**
Pvto. / Floor / Sol: **Forvm Natural 60x60**



Disponible en / Available in / Disponible:
Forvm 30x90 Rev. Pasta Blanca / White body wall tiles / Revêtement pâte blanche - Pág. / Page / Page 208

Piezas especiales / Special pieces / Pièces especiales

Consultar en página / Consult on page / Consulter en page: 344

*PELDAÑO GRADONE	*ÁNGULO GRADONE	*RODAPIÉ C/ROMO

Empaquetado / Packaging / Emballage

Formato	pz/cj	m ² /cj	cj/pl	m ² /pl	kg/cj	kg/pl
60x60	4	1,44	30	43,20	30,00	920,00

GARDA



Formatos / Sizes / Formats

60x120 23,62"x47,24"	▼ 10,5 ▲ mm	
30x60 11,81"x23,62"	▼ 9,5 ▲ mm	REC.

45x90 17,71"x35,43"	▼ 10,5 ▲ mm	REC.
-------------------------------	----------------	------

120x120 47,24"x47,24"	▼ 10,2 ▲ mm	
---------------------------------	----------------	--

60x60 23,62"x23,62"	▼ 9,5 ▲ mm	REC.
-------------------------------	---------------	------

30x30 (7x7) 11,81"x11,81"



							PEI 4
● Garda	Blanco	60x120	Rec.	M112	004.869.0012.01454		Ⓢ
● Garda	Blanco	45x90	Rec.	M81	004.805.0012.01454		Ⓢ
● Garda	Blanco	30x60	Rec.	M77	004.450.0012.01454		Ⓢ
● Garda	Blanco	120x120	Rec.	M166	004.120.0012.01454		Ⓢ
● Garda	Blanco	60x60	Rec.	M77	004.840.0012.01454		Ⓢ
● Garda	Blanco	30x30(7)	Malla	M201	038.590.0012.01454		Ⓢ



Pvto. / Floor / Sol: **Garda Blanco 60x60**



Rvto. / Wall / Rvrm. : **Garda Blanco 60x120**
Pvto. / Floor / Sol: **Nera Roble 25x150**


Piezas especiales / Special pieces / Pièces especiales

Consultar en página / Consult on page / Consulter en page: 344

*PELDAÑO GRADONE	*ÁNGULO GRADONE	RODAPIÉ DECORADO (LEVIGLASS)

Empaquetado / Packaging / Emballage

Formato	pz/cj	m ² /cj	cj/pl	m ² /pl	kg/cj	kg/pl
60x120	2	1.44	32	46.08	34.25	1,121.00
45x90	3	1.21	44	53.24	28.70	1,282.80
30x60	6	1.08	48	51.84	23.60	1,152.80
120x120	1	1.44	36	51.84	36.36	1,348.96
60x60	4	1.44	30	43.20	30.00	920.00
30x30(7)	11	1.00	42	42.00	23.10	990.20



GROTTO



Formatos / Sizes / Formats

60x120 23,62"x47,24"	▼ 10,5 ▲ mm
30x60 11,81"x23,62"	▼ 9,5 ▲ mm
REC.	REC.

120x120 47,24"x47,24"	▼ 10,2 ▲ mm
75x75 29,53"x29,53"	▼ 10,5 ▲ mm
REC.	REC.

60x60 23,62"x23,62"	▼ 9,5 ▲ mm
REC.	

30x30 (7x7) 11,81"x11,81"



PEI 4

● Grotto Gris	60x120	Rec.	M112	004.869.0002.00170	Ⓢ
● Grotto Gris	30x60	Rec.	M77	004.450.0002.00170	Ⓢ
● Grotto Gris	120x120	Rec.	M166	004.120.0002.00170	Ⓢ
● Grotto Gris	75x75	Rec.	M90	004.875.0002.00170	Ⓢ
● Grotto Gris	75x75	Rec.	M77	017.875.0002.00170	Ⓢ
● Grotto Gris	60x60	Rec.	M77	004.840.0002.00170	Ⓢ
● Grotto Gris	60x60	Rec.	M60	017.840.0002.00170	Ⓢ
● Grotto Gris	30x30(7)	Malla	M201	038.590.0002.00170	Ⓢ
● Grotto Gris	30x30(7)	Malla	M201	025.590.0002.00170	Ⓢ



PEI 4

● Grotto Crema	60x120	Rec.	M112	004.869.0096.00170	Ⓢ
● Grotto Crema	30x60	Rec.	M77	004.450.0096.00170	Ⓢ
● Grotto Crema	120x120	Rec.	M166	004.120.0096.00170	Ⓢ
● Grotto Crema	75x75	Rec.	M90	004.875.0096.00170	Ⓢ
● Grotto Crema	75x75	Rec.	M77	017.875.0096.00170	Ⓢ
● Grotto Crema	60x60	Rec.	M77	004.840.0096.00170	Ⓢ
● Grotto Crema	60x60	Rec.	M60	017.840.0096.00170	Ⓢ
● Grotto Crema	30x30(7)	Malla	M201	038.590.0096.00170	Ⓢ
● Grotto Crema	30x30(7)	Malla	M201	025.590.0096.00170	Ⓢ



Rvto. / Wall / Rvrm.: **Eos Magma 17x52**
Pvto. / Floor / Sol: **Grotto Crema 75x75 Leviglass**

Piezas especiales / Special pieces / Pièces especiales

Consultar en página / Consult on page / Consulter en page: 344

*PELDAÑO GRADONE	*ÁNGULO GRADONE	RODAPIÉ DECORADO (LEVIGLASS)	*RODAPIÉ C/ROMO

Empaquetado / Packaging / Emballage

Formato	pz/cj	m ² /cj	cj/pl	m ² /pl	kg/cj	kg/pl
60x120	2	1.44	32	46.08	34.25	1,121.00
30x60	6	1.08	48	51.84	23.60	1,152.80
120x120	1	1.44	36	51.84	36.36	1,348.96
75x75	3	1.69	30	50.70	41.20	1,256.00
60x60	4	1.44	30	43.20	30.00	920.00
30x30(7)	11	1.00	42	42.00	23.10	990.20

IMPERIUM



Formatos / Sizes / Formats

60x120 23,62"x47,24"	▼ 10,5 ▲ mm
30x60 11,81"x23,62"	▼ 9,5 ▲ mm
REC.	REC.

75x75 29,53"x29,53"	▼ 10,5 ▲ mm
REC.	

60x60 23,62"x23,62"	▼ 9,5 ▲ mm
REC.	

30x30 (7x7) 11,81"x11,81"



PEI 4

● Imperium	Marfil	60x120	Rec.	M112	004.869.0033.02930	LEV
● Imperium	Marfil	30x60	Rec.	M77	004.450.0033.02930	LEV
● Imperium	Marfil	30x60	Rec.	M60	017.450.0033.02930	MATT
● Imperium	Marfil	75x75	Rec.	M90	004.875.0033.02930	LEV
● Imperium	Marfil	75x75	Rec.	M77	017.875.0033.02930	MATT
● Imperium	Marfil	60x60	Rec.	M77	004.840.0033.02930	LEV
● Imperium	Marfil	60x60	Rec.	M60	017.840.0033.02930	MATT
● Imperium	Marfil	30x30(7)	Malla	M201	038.590.0033.02930	LEV
● Imperium	Marfil	30x30(7)	Malla	M201	025.590.0033.02930	MATT



PEI 4

● Imperium	Perla	60x120	Rec.	M112	004.869.0037.02930	LEV
● Imperium	Perla	30x60	Rec.	M77	004.450.0037.02930	LEV
● Imperium	Perla	30x60	Rec.	M60	017.450.0037.02930	MATT
● Imperium	Perla	60x60	Rec.	M77	004.840.0037.02930	LEV
● Imperium	Perla	60x60	Rec.	M60	017.840.0037.02930	MATT
● Imperium	Perla	30x30(7)	Malla	M201	038.590.0037.02930	LEV
● Imperium	Perla	30x30(7)	Malla	M201	025.590.0037.02930	MATT



Rvto. / Wall / Rvrm.: Imperium Perla 60x120 Leviglass
Pvto. / Floor / Sol: Imperium Perla 60x120 Leviglass

GRES PORCELÁNICO ESMALTADO PULIDO RECTIFICADO · POLISHED GLAZED RECTIFIED PORCELAIN TILES · GRÈS CÉRAMÉ ÉMAILLÉ POLI RECTIFIÉE

LEVIGLASS

GRES PORCELÁNICO ESMALTADO RECTIFICADO · RECTIFIED GLAZED PORCELAIN TILES · GRÈS CÉRAMÉ ÉMAILLÉ RECTIFIÉE

COMPACGLASS

Piezas especiales / Special pieces / Pièces especiales

Consultar en página / Consult on page / Consulter en page: 344

*PELDAÑO GRADONE	*ÁNGULO GRADONE	RODAPIÉ DECORADO (LEVIGLASS)	*RODAPIÉ C/ROMO

Empaquetado / Packaging / Emballage

Formato	pz/cj	m ² /cj	cj/pl	m ² /pl	kg/cj	kg/pl
60x120	2	1.44	32	46.08	34.25	1.121.00
30x60	6	1.08	48	51.84	23.60	1.152.80
75x75	3	1.69	30	50.70	41.20	1.256.00
60x60	4	1.44	30	43.20	30.00	920.00
30x30(7)	11	1.00	42	42.00	23.10	990.20



KASHMIR



Formatos / Sizes / Formats

60x120
23,62"x47,24"
▼ 10,5 mm
▲ mm
REC.

45x90
17,71"x35,43"
▼ 10,5 mm
▲ mm
REC.

30x60
11,81"x23,62"
▼ 9,5 mm
▲ mm
REC.

75x75
29,53"x29,53"
▼ 10,5 mm
▲ mm
REC.

60x60
23,62"x23,62"
▼ 9,5 mm
▲ mm
REC.

30x30 (7x7)
11,81"x11,81"
▲ mm



PEI 4

● Kashmir	Hueso	60x120	Rec.	M112	004.869.0016.02806	Ⓢ
● Kashmir	Hueso	45x90	Rec.	M81	004.805.0016.02806	Ⓢ
● Kashmir	Hueso	30x60	Rec.	M77	004.450.0016.02806	Ⓢ
● Kashmir	Hueso	30x60	Rec.	M60	017.450.0016.02806	Ⓢ
● Kashmir	Hueso	75x75	Rec.	M90	004.875.0016.02806	Ⓢ
● Kashmir	Hueso	60x60	Rec.	M77	004.840.0016.02806	Ⓢ
● Kashmir	Hueso	60x60	Rec.	M60	017.840.0016.02806	Ⓢ
● Kashmir	Hueso	30x30(7)	Malla	M201	038.590.0016.02806	Ⓢ
● Kashmir	Hueso	30x30(7)	Malla	M201	025.590.0016.02806	Ⓢ



PEI 4

● Kashmir	Taupe	60x120	Rec.	M112	004.869.0285.02806	Ⓢ
● Kashmir	Taupe	45x90	Rec.	M81	004.805.0285.02806	Ⓢ
● Kashmir	Taupe	30x60	Rec.	M77	004.450.0285.02806	Ⓢ
● Kashmir	Taupe	30x60	Rec.	M60	017.450.0285.02806	Ⓢ
● Kashmir	Taupe	75x75	Rec.	M90	004.875.0285.02806	Ⓢ
● Kashmir	Taupe	60x60	Rec.	M77	004.840.0285.02806	Ⓢ
● Kashmir	Taupe	60x60	Rec.	M60	017.840.0285.02806	Ⓢ
● Kashmir	Taupe	30x30(7)	Malla	M201	038.590.0285.02806	Ⓢ
● Kashmir	Taupe	30x30(7)	Malla	M201	025.590.0285.02806	Ⓢ



PEI 4

● Kashmir	Perla	60x120	Rec.	M112	004.869.0037.02806	Ⓢ
● Kashmir	Perla	45x90	Rec.	M81	004.805.0037.02806	Ⓢ
● Kashmir	Perla	30x60	Rec.	M77	004.450.0037.02806	Ⓢ
● Kashmir	Perla	30x60	Rec.	M60	017.450.0037.02806	Ⓢ
● Kashmir	Perla	75x75	Rec.	M90	004.875.0037.02806	Ⓢ
● Kashmir	Perla	60x60	Rec.	M77	004.840.0037.02806	Ⓢ
● Kashmir	Perla	60x60	Rec.	M60	017.840.0037.02806	Ⓢ
● Kashmir	Perla	30x30(7)	Malla	M201	038.590.0037.02806	Ⓢ
● Kashmir	Perla	30x30(7)	Malla	M201	025.590.0037.02806	Ⓢ

GRES PORCELÁNICO ESMALTADO PULIDO RECTIFICADO · POLISHED GLAZED RECTIFIED PORCELAIN TILES · GRÈS CÉRAMÉ ÉMAILLÉ POLI RECTIFIÉE

LEVIGLASS

GGRES PORCELÁNICO ESMALTADO RECTIFICADO · RECTIFIED GLAZED PORCELAIN TILES · GRÈS CÉRAMÉ ÉMAILLÉ RECTIFIÉE

COMPACGLASS



Rvto. / Wall / Rvtrm.: Kashmir Hueso 45x90 Leviglass - Malla Kashmir Hueso 30x30(7) Leviglass
Pvto. / Floor / Sol: Kashmir Taupe 45x90 Leviglass

Piezas especiales / Special pieces / Pièces especiales

Consultar en página / Consult on page / Consulter en page: 344

*PELDAÑO GRADONE	*ÁNGULO GRADONE	RODAPIÉ DECORADO (LEVIGLASS)	*RODAPIÉ C/ROMO

Empaquetado / Packaging / Emballage

Formato	pz/cj	m ² /cj	cj/pl	m ² /pl	kg/cj	kg/pl
60x120	2	1.44	32	46.08	34.25	1,121.00
45x90	3	1.21	44	53.24	28.70	1,282.80
30x60	6	1.08	48	51.84	23.60	1,152.80
75x75	3	1.69	30	50.70	41.20	1,256.00
60x60	4	1.44	30	43.20	30.00	920.00
30x30(7)	11	1.00	42	42.00	23.10	990.20

LENCI



Formatos / Sizes / Formats

90x180 35,43"x70,86"	▼ 11,5 mm ▲ mm	
60x120 23,62"x47,24"	▼ 10,5 mm ▲ mm	
30x60 11,81"x23,62"	▼ 9,5 mm ▲ mm	REC. REC. REC.

75x150 29,52"x59,05"	▼ 10,5 mm ▲ mm	
45x90 17,71"x35,43"	▼ 10,5 mm ▲ mm	REC. REC.

120x120 47,24"x47,24"	▼ 10,2 mm ▲ mm	
75x75 29,53"x29,53"	▼ 10,5 mm ▲ mm	REC. REC.

90x90 35,43"x35,43"	▼ 10,5 mm ▲ mm	
60x60 23,62"x23,62"	▼ 9,5 mm ▲ mm	REC. REC.

30x30 (7x7) 11,81"x11,81"	
-------------------------------------	--



PEI 4

● Lenci	Blanco	90x180	Rec.	M184	004.505.0012.00937	Ⓢ
● Lenci	Blanco	90x180	Rec.	M153	017.505.0012.00937	Ⓢ
● Lenci	Blanco	75x150	Rec.	M130	004.350.0012.00937	Ⓢ
● Lenci	Blanco	60x120	Rec.	M112	004.869.0012.00937	Ⓢ
● Lenci	Blanco	60x120	Rec.	M99	017.869.0012.00937	Ⓢ
● Lenci	Blanco	45x90	Rec.	M81	004.805.0012.00937	Ⓢ
● Lenci	Blanco	45x90	Rec.	M64	017.805.0012.00937	Ⓢ
● Lenci	Blanco	30x60	Rec.	M77	004.450.0012.00937	Ⓢ
● Lenci	Blanco	30x60	Rec.	M60	017.450.0012.00937	Ⓢ
● Lenci	Blanco	120x120	Rec.	M166	004.120.0012.00937	Ⓢ
● Lenci	Blanco	120x120	Rec.	M139	017.120.0012.00937	Ⓢ
● Lenci	Blanco	90x90	Rec.	M104	004.804.0012.00937	Ⓢ
● Lenci	Blanco	90x90	Rec.	M86	017.804.0012.00937	Ⓢ
● Lenci	Blanco	75x75	Rec.	M90	004.875.0012.00937	Ⓢ
● Lenci	Blanco	75x75	Rec.	M77	017.875.0012.00937	Ⓢ
● Lenci	Blanco	60x60	Rec.	M77	004.840.0012.00937	Ⓢ
● Lenci	Blanco	60x60	Rec.	M60	017.840.0012.00937	Ⓢ
● Lenci	Blanco	30x30(7)	Malla	M201	038.590.0012.00937	Ⓢ
● Lenci	Blanco	30x30(7)	Malla	M201	025.590.0012.00937	Ⓢ



Pvto. / Floor / Sol: **Lenci Blanco 75x75 Compacglass**

GRES PORCELÁNICO ESMALTADO PULIDO RECTIFICADO · POLISHED GLAZED RECTIFIED PORCELAIN TILES · GRÈS CÉRAMÉ ÉMAILLÉ POLI RECTIFIÉE

LEVI GLASS

GRES PORCELÁNICO ESMALTADO RECTIFICADO · RECTIFIED GLAZED PORCELAIN TILES · GRÈS CÉRAMÉ ÉMAILLÉ RECTIFIÉE

COMPACGLASS



Rvto. / Wall / Rvrm.: **Lenci Blanco 75x150 Leviglass**
Pvto. / Floor / Sol: **Cadmiae Copper 60x60**

Piezas especiales / Special pieces / Pièces especiales

Consultar en página / Consult on page / Consulter en page: 344

*PELDAÑO GRADONE	*ÁNGULO GRADONE	RODAPIÉ DECORADO (LEVI GLASS)	*RODAPIÉ C/ROMO

Empaquetado / Packaging / Emballage

Formato	pz/cj	m²/cj	cj/pl	m²/pl	kg/cj	kg/pl
90x180	1	1.62	24	38.88	45.50	1,152.00
75x150	1	1.13	40	45.20	28.00	1,184.00
60x120	2	1.44	32	46.08	34.25	1,121.00
45x90	3	1.21	44	53.24	28.70	1,282.80
30x60	6	1.08	48	51.84	23.60	1,152.80
120x120	1	1.44	36	51.84	36.36	1,348.96
90x90	2	1.62	27	43.74	40.00	1,110.00
75x75	3	1.69	30	50.70	41.20	1,256.00
60x60	4	1.44	30	43.20	30.00	920.00
30x30(7)	11	1.00	42	42.00	23.10	990.20



Formatos / Sizes / Formats

75x150
29,52"x59,05"

▼ 10,5 mm
▲ mm

REC.

60x120
23,62"x47,24"

▼ 10,5 mm
▲ mm

REC.

120x120
47,24"x47,24"

▼ 10,2 mm
▲ mm

REC.

30x30 (7x7)
11,81"x11,81"



PEI 4

● Llevant	Crema	75x150	Rec.	M130	004.350.0096.01453	Ⓢ
● Llevant	Crema	60x120	Rec.	M112	004.869.0096.01453	Ⓢ
● Llevant	Crema	120x120	Rec.	M166	004.120.0096.01453	Ⓢ
● Llevant	Crema	30x30(7)	Malla	M201	038.590.0096.01453	Ⓢ



PEI 4

● Llevant	Marfil	60x120	Rec.	M112	004.869.0033.01453	Ⓢ
● Llevant	Marfil	120x120	Rec.	M166	004.120.0033.01453	Ⓢ
● Llevant	Marfil	30x30(7)	Malla	M201	038.590.0033.01453	Ⓢ



Rvto. / Wall / Rvtm.: **Llevant Crema 75x150 - Essen Tortora 75x150**
Pvto. / Floor / Sol: **Essen Tortora 75x150**

Piezas especiales / Special pieces / Pièces especiales

Consultar en página / Consult on page / Consulter en page: 344

*PELDAÑO GRADONE	*ÁNGULO GRADONE	RODAPIÉ DECORADO (LEVIGLASS)

Empaquetado / Packaging / Emballage

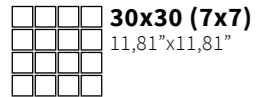
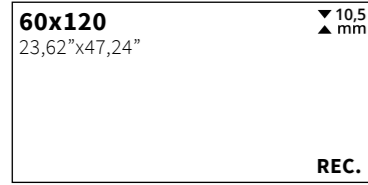
Formato	pz/cj	m ² /cj	cj/pl	m ² /pl	kg/cj	kg/pl
75x150	1	1.13	40	45.20	28.00	1,184.00
60x120	2	1.44	32	46.08	34.25	1,121.00
120x120	1	1.44	36	51.84	36.36	1,348.96
30x30(7)	11	1.00	42	42.00	23.10	990.20



LUCCA



Formatos / Sizes / Formats



						PEI 4
● Lucca	Blanco	60x120	Rec.	M112	004.869.0012.02872	
● Lucca	Blanco	60x120	Rec.	M99	017.869.0012.02872	
● Lucca	Blanco	30x30(7)	Malla	M201	038.590.0012.02872	
● Lucca	Blanco	30x30(7)	Malla	M201	025.590.0012.02872	



Rvto. / Wall / Rvtm.: **Lucca Blanco 60x120 Leviglass - Malla Lucca Blanco 30x30 (7x7) Leviglass**
 Pvto. / Floor / Sol: **Greenwich Cherry 20x120**

Rvto. / Wall / Rvtm.: **Lucca Blanco 60x120 Compacglass**
 Pvto. / Floor / Sol: **Lucca Blanco 60x120 Compacglass**

Piezas especiales / Special pieces / Pieces especiales

Consultar en página / Consult on page / Consulter en page: 344



*PELDAÑO GRADONE	*ÁNGULO GRADONE	RODAPIÉ DECORADO (LEVIGLASS)	*RODAPIÉ C/ROMO

Empaquetado / Packaging / Emballage

Formato	pz/cj	m ² /cj	cj/pl	m ² /pl	kg/cj	kg/pl
60x120	2	1.44	32	46.08	34.25	1.121.00
30x30(7)	11	1.00	42	42.00	23.10	990.20




Formatos / Sizes / Formats

30x60 ∇ 9,5 mm
11,81"x23,62"
REC.

60x60 ∇ 9,5 mm
23,62"x23,62"
REC.

30x30 (7x7)
11,81"x11,81"



PEI 4

- Luni Blanco 30x60 Rec. M77 004.450.0012.02808
- Luni Blanco 30x60 Rec. M60 017.450.0012.02808
- Luni Blanco 60x60 Rec. M77 004.840.0012.02808
- Luni Blanco 60x60 Rec. M60 017.840.0012.02808
- Luni Blanco 30x30(7) Malla M201 038.590.0012.02808
- Luni Blanco 30x30(7) Malla M201 025.590.0012.02808



Rvto. / Wall / Rvtm.: **Luni Blanco 30x60 Leviglass**
Pvto. / Floor / Sol: **Luni Blanco 60x60 Leviglass**

Pvto. / Floor / Sol: **Luni Blanco 60x60 Leviglass - Malla Luni Blanco 30x30 (7x7) Leviglass**

Piezas especiales / Special pieces / Pièces especiales

Consultar en página / Consult on page / Consulter en page: 344

*PELDAÑO GRADONE	*ÁNGULO GRADONE	RODAPIÉ DECORADO (LEVIGLASS)	*RODAPIÉ C/ROMO

Empaquetado / Packaging / Emballage

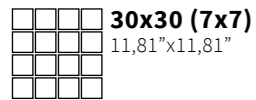
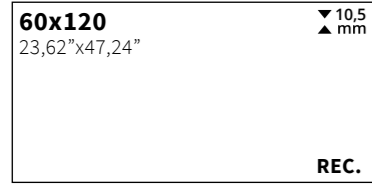
Formato	pz/cj	m ² /cj	cj/pl	m ² /pl	kg/cj	kg/pl
30x60	6	1.08	48	51.84	23.60	1,152.80
60x60	4	1.44	30	43.20	30.00	920.00
30x30(7)	11	1.00	42	42.00	23.10	990.20



ONIX



Formatos / Sizes / Formats



							PEI 4
● Onix	White	60x120	Rec.	M112	004.869.0108.00283		
● Onix	White	60x120	Rec.	M99	017.869.0108.00283		
● Onix	White	30x30(7)	Malla	M201	038.590.0108.00283		
● Onix	White	30x30(7)	Malla	M201	025.590.0108.00283		



Rvto. / Wall / Rvrm.: **Onix White 60x120 Leviglass**
Pvto. / Floor / Sol: **Oldmanor Tabaco 20x120**



Piezas especiales / Special pieces / Pièces especiales

Consultar en página / Consult on page / Consulter en page: 344

*PELDAÑO GRADONE	*ÁNGULO GRADONE	RODAPIÉ DECORADO (LEVIGLASS)	*RODAPIÉ C/ROMO

Empaquetado / Packaging / Emballage

Formato	pz/cj	m ² /cj	cj/pl	m ² /pl	kg/cj	kg/pl
60x120	2	1.44	32	46.08	34.25	1,121.00
30x30(7)	11	1.00	42	42.00	23.10	990.20

PALLADIO



Formatos / Sizes / Formats

60x120 23,62"x47,24"	▼ 10,5 ▲ mm
30x60 11,81"x23,62"	▼ 9,5 ▲ mm
REC.	REC.

60x60 23,62"x23,62"	▼ 9,5 ▲ mm
REC.	

30x30 (7x7) 11,81"x11,81"



							PEI 4
● Palladio	Ivory	60x120	Rec.	M112	004.869.0164.00867		Ⓢ
● Palladio	Ivory	30x60	Rec.	M77	004.450.0164.00867		Ⓢ
● Palladio	Ivory	60x60	Rec.	M77	004.840.0164.00867		Ⓢ
● Palladio	Ivory	30x30(7)	Malla	M201	038.590.0164.00867		Ⓢ



							PEI 4
● Palladio	Crema	60x120	Rec.	M112	004.869.0096.00867		Ⓢ
● Palladio	Crema	30x30(7)	Malla	M201	038.590.0096.00867		Ⓢ



Rvto. / Wall / Rvrm.: **Palladio Crema 60x120**
Pvto. / Floor / Sol: **Rovere Brown 25x150**



Piezas especiales / Special pieces / Pièces especiales

Consultar en página / Consult on page / Consulter en page: 344

*PELDAÑO GRADONE	*ÁNGULO GRADONE	RODAPIÉ DECORADO (LEVI GLASS)

Empaquetado / Packaging / Emballage

Formato	pz/cj	m ² /cj	cj/pl	m ² /pl	kg/cj	kg/pl
60x120	2	1.44	32	46.08	34.25	1,121.00
30x60	6	1.08	48	51.84	23.60	1,152.80
60x60	4	1.44	30	43.20	30.00	920.00
30x30(7)	11	1.00	42	42.00	23.10	990.20

PIETRA DI MARMI

GRES PORCELÁNICO ESMALTADO PULIDO RECTIFICADO · POLISHED GLAZED RECTIFIED PORCELAIN TILES · GRÈS CÉRAMÉ ÉMAILLÉ POLI RECTIFIÉE

LEVIGLASS

GRES PORCELÁNICO ESMALTADO RECTIFICADO · RECTIFIED GLAZED PORCELAIN TILES · GRÈS CÉRAMÉ ÉMAILLÉ RECTIFIÉE

COMPACGLASS



Formatos / Sizes / Formats

60x120 23,62"x47,24"	▼ 10,5 ▲ mm
REC.	

120x120 47,24"x47,24"	▼ 10,2 ▲ mm
REC.	


60x60 23,62"x23,62"	▼ 9,5 ▲ mm
REC.	

30x30 (5x5) 11,81"x11,81"



● Pietra Di Marmi	60x120	Rec.	M112	004.869.0001.12234				
● Pietra Di Marmi	60x120	Rec.	M99	017.869.0001.12234				
● Pietra Di Marmi	120x120	Rec.	M166	004.120.0001.12234				
● Pietra Di Marmi	120x120	Rec.	M139	017.120.0001.12234				
● Pietra Di Marmi	60x60	Rec.	M77	004.840.0001.12234				
● Pietra Di Marmi	60x60	Rec.	M60	004.840.0001.12234				
● Pietra Di Marmi	30x30(5)	Malla	M251	038.281.0001.12234				
● Pietra Di Marmi	30x30(5)	Malla	M251	025.281.0001.12234				

PEI 4



Rvto. / Wall / Rvrm.: **Pietra Di Marmi 60x120 Leviglass**
Pvto. / Floor / Sol: **Pietra Di Marmi 120x120 Leviglass**



Rvto. / Wall / Rvrm.: **Pietra Di Marmi 60x120 Leviglass**
Pvto. / Floor / Sol: **Pietra Di Marmi 120x120 Leviglass**

Piezas especiales / Special pieces / Pièces especiales

Consultar en página / Consult on page / Consulter en page: 344



*PELDAÑO GRADONE	*ÁNGULO GRADONE	RODAPIÉ DECORADO (LEVIGLASS)	*RODAPIÉ C/ROMO

Empaquetado / Packaging / Emballage

Formato	pz/cj	m ² /cj	cj/pl	m ² /pl	kg/cj	kg/pl
60x120	2	1.44	32	46.08	34.25	1.121.00
30x60	6	1.08	48	51.84	23.60	1.152.80
60x60	4	1.44	30	43.20	30.00	920.00
30x30(5)	11	1.00	42	42.00	23.00	986.00

TRESANA



Formatos / Sizes / Formats

90x180 35,43"x70,86"	▼ 11,5 ▲ mm	
60x120 23,62"x47,24"	▼ 10,5 ▲ mm	
30x60 11,81"x23,62"	▼ 9,5 ▲ mm	REC. REC. REC.

45x90 17,71"x35,43"	▼ 10,5 ▲ mm	REC.
-------------------------------	----------------	------

120x120 47,24"x47,24"	▼ 10,2 ▲ mm	
75x75 29,53"x29,53"	▼ 10,5 ▲ mm	REC. REC.

90x90 35,43"x35,43"	▼ 10,5 ▲ mm	
60x60 23,62"x23,62"	▼ 9,5 ▲ mm	REC. REC.

30x30 (7x7) 11,81"x11,81"	
-------------------------------------	--

REC. 9x30 3,54"x11,81"	▼ 9,5 ▲ mm
----------------------------------	---------------



						PEI 4
● Tresana	Blanco	90x180	Rec.	M184	004.505.0012.00162	Ⓢ
● Tresana	Blanco	60x120	Rec.	M112	004.869.0012.00162	Ⓢ
● Tresana	Blanco	60x120	Rec.	M99	017.869.0012.00162	Ⓢ
● Tresana	Blanco	45x90	Rec.	M81	004.805.0012.00162	Ⓢ
● Tresana	Blanco	45x90	Rec.	M64	017.805.0012.00162	Ⓢ
● Tresana	Blanco	30x60	Rec.	M77	004.450.0012.00162	Ⓢ
● Tresana	Blanco	30x60	Rec.	M60	017.450.0012.00162	Ⓢ
● Tresana	Blanco	120x120	Rec.	M166	004.120.0012.00162	Ⓢ
● Tresana	Blanco	120x120	Rec.	M139	017.120.0012.00162	Ⓢ
● Tresana	Blanco	90x90	Rec.	M104	004.804.0012.00162	Ⓢ
● Tresana	Blanco	90x90	Rec.	M86	017.804.0012.00162	Ⓢ
● Tresana	Blanco	75x75	Rec.	M90	004.875.0012.00162	Ⓢ
● Tresana	Blanco	75x75	Rec.	M77	017.875.0012.00162	Ⓢ
● Tresana	Blanco	60x60	Rec.	M77	004.840.0012.00162	Ⓢ
● Tresana	Blanco	60x60	Rec.	M60	017.840.0012.00162	Ⓢ
● Tresana	Blanco	30x30(7)	Malla	M201	038.590.0012.00162	Ⓢ
● Tresana	Blanco	30x30(7)	Malla	M201	025.590.0012.00162	Ⓢ
● Tresana	Blanco	9x30	Rec.	M152	038.137.0012.00162	Ⓢ
● Tresana	Blanco	9x30	Rec.	M134	041.137.0012.00162	Ⓢ



Pvto. / Floor / Sol: Tresana Blanco 120x120 Leviglass



Rvto. / Wall / Rvtn.: Karelia Mocha 20x120 - Tresana Blanco 60x120 Leviglass
Pvto. / Floor / Sol: Tresana Blanco 120x120 Leviglass

Piezas especiales / Special pieces / Pièces especiales

Consultar en página / Consult on page / Consulter en page: 344

*PELDAÑO GRADONE	*ÁNGULO GRADONE	RODAPIÉ DECORADO (LEVIGLASS)	*RODAPIÉ C/ROMO

Empaquetado / Packaging / Emballage

Formato	pz/cj	m²/cj	cj/pl	m²/pl	kg/cj	kg/pl
90x180	1	1.62	24	38.88	45.50	1,152.00
60x120	2	1.44	32	46.08	34.25	1,121.00
45x90	3	1.21	44	53.24	28.70	1,282.80
30x60	6	1.08	48	51.84	23.60	1,152.80
120x120	1	1.44	36	51.84	36.36	1,348.96
90x90	2	1.62	27	43.74	40.00	1,110.00
75x75	3	1.69	30	50.70	41.20	1,256.00
60x60	4	1.44	30	43.20	30.00	920.00
30x30(7)	11	1.00	42	42.00	23.10	990.20
9x30	40	1.08	48	51.84	25.00	1,220.00

VERONA



Formatos / Sizes / Formats

60x120 23,62"x47,24"	▼ 10,5 ▲ mm
30x60 11,81"x23,62"	▼ 9,5 ▲ mm
REC.	REC.

60x60 23,62"x23,62"	▼ 9,5 ▲ mm
REC.	

30x30 (7x7) 11,81"x11,81"



PEI 4

Verona	Ivory	60x120	Rec.	M112	004.869.0164.11483	LEV
Verona	Ivory	60x120	Rec.	M99	017.869.0164.11483	MATT
Verona	Ivory	30x60	Rec.	M77	004.450.0164.11483	LEV
Verona	Ivory	30x60	Rec.	M60	017.450.0164.11483	MATT
Verona	Ivory	60x60	Rec.	M77	004.840.0164.11483	LEV
Verona	Ivory	60x60	Rec.	M60	017.840.0164.11483	MATT
Verona	Ivory	30x30(7)	Malla	M201	038.590.0164.11483	LEV
Verona	Ivory	30x30(7)	Malla	M201	025.590.0164.11483	MATT



PEI 4

Verona	Sand	60x120	Rec.	M112	004.869.0119.11483	LEV
Verona	Sand	60x120	Rec.	M99	017.869.0119.11483	MATT
Verona	Sand	30x60	Rec.	M77	004.450.0119.11483	LEV
Verona	Sand	30x60	Rec.	M60	017.450.0119.11483	MATT
Verona	Sand	60x60	Rec.	M77	004.840.0119.11483	LEV
Verona	Sand	60x60	Rec.	M60	017.840.0119.11483	MATT
Verona	Sand	30x30(7)	Malla	M201	038.590.0119.11483	LEV
Verona	Sand	30x30(7)	Malla	M201	025.590.0119.11483	MATT



Rvto. / Wall / Rvrm.: Verona 30x60 Leviglass - Malla Verona 30x30 (7x7) Leviglass
Pvto. / Floor / Sol: Verona 60x60 Leviglass

Piezas especiales / Special pieces / Pièces especiales

Consultar en página / Consult on page / Consulter en page: 344

*PELDAÑO GRADONE	*ÁNGULO GRADONE	RODAPIÉ DECORADO (LEVIGLASS)	*RODAPIÉ C/ROMO

Empaquetado / Packaging / Emballage

Formato	pz/cj	m ² /cj	cj/pl	m ² /pl	kg/cj	kg/pl
60x120	2	1.44	32	46.08	34.25	1.121.00
30x60	6	1.08	48	51.84	23.60	1.152.80
60x60	4	1.44	30	43.20	30.00	920.00
30x30(7)	11	1.00	42	42.00	23.10	990.20



An aerial, black and white photograph of a dense forest. The trees are tall and thin, with a thick canopy. A mist or smoke-like atmosphere rises from the forest floor, partially obscuring the lower parts of the trees and creating a sense of depth and mystery. The lighting is soft, highlighting the textures of the foliage and the vertical lines of the trunks.

MADERAS

WOOD
BOIS

BOIS



Formatos / Sizes / Formats

15x90
5,90"x35,43" ▼ 10
▲ mm



● Bois Antic 15x90 M59 015.793.0203.10853



● Bois Ceniza 15x90 M59 015.793.0019.10853



● Bois Natural 15x90 M59 015.793.0102.10853



● Bois Beige 15x90 M59 015.793.0007.10853



Pvtó. / Floor / Sol: Bois Ceniza 15x90



Pvtó. / Floor / Sol: Bois Ceniza 15x90

Piezas especiales / Special pieces / Pièces especiales

Consultar en página / Consult on page / Consulter en page: 344

*PELDAÑO GRADONE	*ÁNGULO GRADONE	*PELDAÑO RANURADO	*ÁNGULO RANURADO	*RODAPIÉ C/ROMO

Empaquetado / Packaging / Emballage

Formato	pz/cj	m ² /cj	cj/pl	m ² /pl	kg/cj	kg/pl
15x90	8	1.08	45	48.60	25.00	1.145.00





Formatos / Sizes / Formats

25x150 ▼10,5 mm
9,84"x59,05" ▲mm
REC.

20x120 ▼10,5 mm
7,87"x47,24" ▲mm
REC.

15x90 ▼10 mm
5,90"x35,43" ▲mm



● Elk	White	25x150	Rec.	M96	017.285.0108.09739	
● Elk	White	20x120	Rec.	M73	017.871.0108.09739	
● Elk	White	15x90		M59	015.793.0108.09739	



● Elk	Teka	25x150	Rec.	M96	017.285.0701.09739	
● Elk	Teka	20x120	Rec.	M73	017.871.0701.09739	
● Elk	Teka	15x90		M59	015.793.0701.09739	



● Elk	Taupe	25x150	Rec.	M96	017.285.0285.09739	
● Elk	Taupe	20x120	Rec.	M73	017.871.0285.09739	
● Elk	Taupe	15x90		M59	015.793.0285.09739	



● Elk	Wengue	25x150	Rec.	M96	017.285.0197.09739	
● Elk	Wengue	20x120	Rec.	M73	017.871.0197.09739	
● Elk	Wengue	15x90		M59	015.793.0197.09739	



Peldaño Extrusionado Elk

● White	32x120	Rec.	P331	041.421.0108.09739	
● Teka	32x120	Rec.	P331	041.421.0701.09739	
● Taupe	32x120	Rec.	P331	041.421.0285.09739	
● Wengue	32x120	Rec.	P331	041.421.0197.09739	

Pd. Ag. Ángulo Remate Elk

● White	3x32	Rec.	P45	041.881.0108.09739	
● Teka	3x32	Rec.	P45	041.881.0701.09739	
● Taupe	3x32	Rec.	P45	041.881.0285.09739	
● Wengue	3x32	Rec.	P45	041.881.0197.09739	



Rvto. / Wall / Rvrm.: Elk Wengue 25x150

Piezas especiales / Special pieces / Pièces especiales

Consultar en página / Consult on page / Consulter en page: 344

*PELDAÑO GRADONE	*ÁNGULO GRADONE	*PELDAÑO RANURADO	*ÁNGULO RANURADO	*PELDAÑO EXTRUSIONADO	*TAPA REMATE-ÁNGULO DERECHO/IZQUIERDO	*RODAPIÉ C/ROMO

Empaquetado / Packaging / Emballage

Formato	pz/cj	m ² /cj	cj/pl	m ² /pl	kg/cj	kg/pl
25x150	4	1.50	40	60.00	35.00	1.430.00
20x120	6	1.44	44	63.36	32.20	1.436.80
15x90	8	1.08	45	48.60	25.00	1.145.00
32x120	2	-	-	-	22.00	-
3x32	37	-	-	-	6.29	-



GREENPARK



CLASE 1

Formatos / Sizes / Formats

60,8x60,8 ^{9,5}/_{mm}
23,93"x23,93"



● Greenpark Bone 60,8x60,8 M41 015.440.0413.00697



● Greenpark White 60,8x60,8 M41 015.440.0108.00697



● Greenpark Ash 60,8x60,8 M41 015.440.0344.00697



Pvto. / Floor / Sol: **Greenpark Bone 60,8x60,8**



Rvto. / Wall / Rvrm.: **Greenpark Ash 60,8x60,8**



Empaquetado / Packaging / Emballage

Formato	pz/cj	m ² /cj	cj/pl	m ² /pl	kg/cj	kg/pl
60,8x60,8	4	1,48	30	44,40	31,35	960,50

GREENWICH



Formatos / Sizes / Formats

20x120
7,87"x47,24"

▼ 10,5 mm
▲ REC.



● Greenwich Argent 20x120 Rec. M73 017.871.0135.02871



● Greenwich Cenere 20x120 Rec. M73 017.871.0274.02871



● Greenwich Taupe 20x120 Rec. M73 017.871.0285.02871



● Greenwich Cherry 20x120 Rec. M73 017.871.0243.02871



Pvto. / Floor / Sol: Greenwich Cenere 20x120



Piezas especiales / Special pieces / Pièces especiales

Consultar en página / Consult on page / Consulter en page: 344

*PELDAÑO GRADONE	*ÁNGULO GRADONE	*PELDAÑO RANURADO	*ÁNGULO RANURADO	*RODAPIÉ C/ROMO

Empaquetado / Packaging / Emballage

Formato	pz/cj	m ² /cj	cj/pl	m ² /pl	kg/cj	kg/pl
20x120	6	1,44	44	63,36	32,20	1,436,80

INZA



Formatos / Sizes / Formats

120x120
47,24"x47,24"
▼ 10,2 mm
▲
REC.



Pvto. / Floor / Sol: Inza Almond 120x120



● Inza Linen 120x120 Rec. M139 017.120.0313.09720



● Inza Almond 120x120 Rec. M139 017.120.0097.09720



● Inza Nut 120x120 Rec. M139 017.120.0310.09720



● Inza Noce 120x120 Rec. M139 017.120.0160.09720

Empaquetado / Packaging / Emballage

Formato	pz/cj	m ² /cj	cj/pl	m ² /pl	kg/cj	kg/pl
120x120	1	1,44	36	51,84	36,36	1,348,96

K-WOOD



Formatos / Sizes / Formats

20x120
7,87"x47,24"
▼ 10,5 mm
▲ REC.



● K-Wood Noce 20x120 Rec. M82 035.871.0160.02969



● K-Wood Moka 20x120 Rec. M82 035.871.0240.02969



● K-Wood Desert 20x120 Rec. M82 035.871.0364.02969



● K-Wood Light 20x120 Rec. M82 035.871.0204.02969



● K-Wood Perla 20x120 Rec. M82 035.871.0037.02969



● K-Wood Silver 20x120 Rec. M82 035.871.0183.02969



● K-Wood Grafito 20x120 Rec. M82 035.871.0068.02969



Pvto. / Floor / Sol: **K-Wood Grafito 20x120**



Piezas especiales / Special pieces / Pièces especiales

Consultar en página / Consult on page / Consulter en page: 344

*PELDAÑO GRADONE	*ÁNGULO GRADONE	*PELDAÑO RANURADO	*ÁNGULO RANURADO	*RODAPIÉ C/ROMO

Empaquetado / Packaging / Emballage

Formato	pz/cj	m ² /cj	cj/pl	m ² /pl	kg/cj	kg/pl
20x120	6	1,44	44	63,36	32,20	1,436,80

NERA



Formatos / Sizes / Formats

25x150 ▼ 10,5 mm
9,84"x59,05" ▲ REC.

20x120 ▼ 10,5 mm
7,87"x47,24" ▲ REC.

15x90 ▼ 10 mm
5,90"x35,43" ▲



● Nera	Haya	25x150	Rec.	M96	017.285.0165.09740	
● Nera	Haya	20x120	Rec.	M73	017.871.0165.09740	
● Nera	Haya	15x90		M59	015.793.0165.09740	



● Nera	Abeto	25x150	Rec.	M96	017.285.0266.09740	
● Nera	Abeto	20x120	Rec.	M73	017.871.0266.09740	
● Nera	Abeto	15x90		M59	015.793.0266.09740	



● Nera	Roble	25x150	Rec.	M96	017.285.0036.09740	
● Nera	Roble	20x120	Rec.	M73	017.871.0036.09740	
● Nera	Roble	15x90		M59	015.793.0036.09740	



● Nera	Nogal	25x150	Rec.	M96	017.285.0034.09740	
● Nera	Nogal	20x120	Rec.	M73	017.871.0034.09740	
● Nera	Nogal	15x90		M59	015.793.0034.09740	



Peldaño Extrusionado Nera

● Haya	32x120	Rec.	P331	041.421.0165.09740	
● Abeto	32x120	Rec.	P331	041.421.0266.09740	
● Roble	32x120	Rec.	P331	041.421.0036.09740	
● Nogal	32x120	Rec.	P331	041.421.0034.09740	

Pd. Ag. Ángulo Remate Nera

● Haya	3x32	Rec.	P45	041.881.0165.09740	
● Abeto	3x32	Rec.	P45	041.881.0266.09740	
● Roble	3x32	Rec.	P45	041.881.0036.09740	
● Nogal	3x32	Rec.	P45	041.881.0034.09740	



Pvto. / Floor / Sol: Nera Roble 25x150

Piezas especiales / Special pieces / Pièces especiales

Consultar en página / Consult on page / Consulter en page: 344

*PELDAÑO GRADONE	*ÁNGULO GRADONE	*PELDAÑO RANURADO	*ÁNGULO RANURADO	*PELDAÑO EXTRUSIONADO	*TAPA REMATE-ÁNGULO DERECHO/IZQUIERDO	*RODAPIÉ C/ROMO

Empaquetado / Packaging / Emballage

Formato	pz/cj	m ² /cj	cj/pl	m ² /pl	kg/cj	kg/pl
25x150	4	1.50	40	60.00	35.00	1,430.00
20x120	6	1.44	44	63.36	32.20	1,436.80
15x90	8	1.08	45	48.60	25.00	1,145.00
32x120	2	-	-	-	22.00	-
3x32	37	-	-	-	6.29	-



Disponible en / Available in / Disponible:
Rlv. Nera 30x90 Rev. Pasta Blanca / White body wall tiles /
Revêtement pâte blanche - Pág. / Page / Page 232

OLDMANOR



Formatos / Sizes / Formats

30x180 ▼ 11,5 mm
11,81"x70,86"
REC.

25x150 ▼ 10,5 mm
9,84"x59,05"
REC.

20x120 ▼ 10,5 mm
7,87"x47,24"
REC.

15x90 ▼ 10 mm
5,90"x35,43"

8x44,2 ▼ 8,5 mm
3,14"x17,40"

8x40 ▼ 8,5 mm
3,14"x15,74"

19,8x22,8 ▼ 10 mm
7,79"x8,97"

30x30 (2,5x7)
11,81"x11,81"



Malla Oldmanor 30x30 (2,5x7)

● Nacar	P38	025.618.0030.01406	
● Arena	P38	025.618.0017.01406	
● Ambar	P38	025.618.0126.01406	
● Tabaco	P38	025.618.0113.01406	



● Oldmanor	Nacar	30x180	Rec.	M139	017.229.0030.01406	
● Oldmanor	Nacar	25x150	Rec.	M96	017.285.0030.01406	
● Oldmanor	Nacar	20x120	Rec.	M73	017.871.0030.01406	
● Oldmanor	Nacar	15x90		M59	015.793.0030.01406	
● Oldmanor	Nacar	8x44,2		M70	015.681.0030.01406	
● Oldmanor	Nacar	8x40		M106	015.223.0030.01406	
● Oldmanor	Nacar	19,8x22,8		M90	015.292.0030.01406	



● Oldmanor	Arena	30x180	Rec.	M139	017.229.0017.01406	
● Oldmanor	Arena	25x150	Rec.	M96	017.285.0017.01406	
● Oldmanor	Arena	20x120	Rec.	M73	017.871.0017.01406	
● Oldmanor	Arena	15x90		M59	015.793.0017.01406	
● Oldmanor	Arena	8x44,2		M70	015.681.0017.01406	
● Oldmanor	Arena	8x40		M106	015.223.0017.01406	
● Oldmanor	Arena	19,8x22,8		M90	015.292.0017.01406	



● Oldmanor	Ambar	30x180	Rec.	M139	017.229.0126.01406	
● Oldmanor	Ambar	25x150	Rec.	M96	017.285.0126.01406	
● Oldmanor	Ambar	20x120	Rec.	M73	017.871.0126.01406	
● Oldmanor	Ambar	15x90		M59	015.793.0126.01406	
● Oldmanor	Ambar	8x44,2		M70	015.681.0126.01406	
● Oldmanor	Ambar	8x40		M106	015.223.0126.01406	
● Oldmanor	Ambar	19,8x22,8		M90	015.292.0126.01406	



● Oldmanor	Tabaco	30x180	Rec.	M139	017.229.0113.01406	
● Oldmanor	Tabaco	25x150	Rec.	M96	017.285.0113.01406	
● Oldmanor	Tabaco	20x120	Rec.	M73	017.871.0113.01406	
● Oldmanor	Tabaco	15x90		M59	015.793.0113.01406	
● Oldmanor	Tabaco	8x44,2		M70	015.681.0113.01406	
● Oldmanor	Tabaco	8x40		M106	015.223.0113.01406	
● Oldmanor	Tabaco	19,8x22,8		M90	015.292.0113.01406	

Peldaño Extrusionado Oldmanor

● Nacar	32x120	Rec.	P331	041.421.0030.01406	
● Arena	32x120	Rec.	P331	041.421.0017.01406	
● Ambar	32x120	Rec.	P331	041.421.0126.01406	
● Tabaco	32x120	Rec.	P331	041.421.0113.01406	

Pd. Ag. Ángulo Remate Oldmanor

● Nacar	3x32	Rec.	P45	041.881.0030.01406	
● Arena	3x32	Rec.	P45	041.881.0017.01406	
● Ambar	3x32	Rec.	P45	041.881.0126.01406	
● Tabaco	3x32	Rec.	P45	041.881.0113.01406	



Pvto. / Floor / Sol: Oldmanor Ambar 25x150

Piezas especiales / Special pieces / Pièces especiales

Consultar en página / Consult on page / Consulter en page: 344

*PELDAÑO GRADONE	*ÁNGULO GRADONE	*PELDAÑO RANURADO	*ÁNGULO RANURADO	*PELDAÑO EXTRUSIONADO	*TAPA REMATE-ÁNGULO DERECHO/IZQUIERDO	*RODAPÍE C/ROMO

Empaquetado / Packaging / Emballage

Formato	pz/cj	m ² /cj	cj/pl	m ² /pl	kg/cj	kg/pl
30x180	3	1.62	30	48.60	45.00	1.410.00
25x150	4	1.50	40	60.00	35.00	1.430.00
20x120	6	1.44	44	63.36	32.20	1.436.80
15x90	8	1.08	45	48.60	25.00	1.145.00
8x44,2	30	1.06	65	68.90	18.60	1.229.00
8x40	30	0.96	65	62.40	16.63	1.100.95
19,8x22,8	24	0.84	48	40.32	18.00	884.00
32x120	2	-	-	-	22.00	-
3x32	37	-	-	-	6.29	-



OLDMANOR



CLASE 1

Formatos / Sizes / Formats

90x90
35,43"x35,43"
▼10,5
▲mm
REC.



Ambar



Tabaco

● Oldmanor Clásico 90x90 Rec. M91 017.804.0299.01406



Tabaco



Cuero

● Oldmanor Dark 90x90 Rec. M91 017.804.0184.01406



Pvto. / Floor / Sol: Oldmanor Clásico 90x90



Empaquetado / Packaging / Emballage

Formato	pz/cj	m ² /cj	cj/pl	m ² /pl	kg/cj	kg/pl
90x90	2	1,62	27	43,74	40,00	1,110,00

PINE WOOD



Formatos / Sizes / Formats

20x120
7,87"x47,24"

▼ 10,5 mm
▲ REC.



● Pine Wood Sand 20x120 Rec. M73 017.871.0119.12258



● Pine Wood Nature 20x120 Rec. M73 017.871.0704.12258



● Pine Wood Moka 20x120 Rec. M73 017.871.0240.12258



● Pine Wood Argent 20x120 Rec. M73 017.871.0135.12258



Pvto. / Floor / Sol: Pine Wood Nature 20x120



Piezas especiales / Special pieces / Pièces especiales

Consultar en página / Consult on page / Consulter en page: 344

*PELDAÑO GRADONE	*ÁNGULO GRADONE	*PELDAÑO RANURADO	*ÁNGULO RANURADO	*RODAPIÉ C/ROMO

Empaquetado / Packaging / Emballage

Formato	pz/cj	m ² /cj	cj/pl	m ² /pl	kg/cj	kg/pl
20x120	6	1,44	44	63,36	32,20	1,436,80

ROVERE



EXT.

Formatos / Sizes / Formats

30x180
11,81"x70,86"
▼ 11,5 mm
▲ 11,5 mm
REC.

25x150
9,84"x59,05"
▼ 10,5 mm
▲ 10,5 mm
REC.

20x120
7,87"x47,24"
▼ 10,5 mm
▲ 10,5 mm
REC.

15x90
5,90"x35,43"
▼ 10 mm
▲ 10 mm

8x44,2 ▼ 8,5 mm
▲ 8,5 mm
3,14"x17,40"

8x40 ▼ 8,5 mm
▲ 8,5 mm
3,14"x15,74"

19,8x22,8 ▼ 10 mm
▲ 10 mm
7,79"x8,97"

30x30 (2,5x7)
11,81"x11,81"



Malla Rovere 30x30 (2,5x7)

● Desert	P38	025.618.0364.09741	
● Bark	P38	025.618.0476.09741	
● Honey	P38	025.618.0358.09741	
● Brown	P38	025.618.0109.09741	



● Rovere	Desert	30x180	Rec.	M139	017.229.0364.09741	
● Rovere	Desert	25x150	Rec.	M96	017.285.0364.09741	
● Rovere	Desert	20x120	Rec.	M73	017.871.0364.09741	
● Rovere Ext.	Desert	20x120	Rec.	M73	017.871.0364.12104	
● Rovere	Desert	15x90		M59	015.793.0364.09741	
● Rovere	Desert	8x44,2		M70	015.681.0364.09741	
● Rovere	Desert	8x40		M106	015.223.0364.09741	
● Rovere	Desert	19,8x22,8		M90	015.292.0364.09741	



● Rovere	Bark	30x180	Rec.	M139	017.229.0476.09741	
● Rovere	Bark	25x150	Rec.	M96	017.285.0476.09741	
● Rovere	Bark	20x120	Rec.	M73	017.871.0476.09741	
● Rovere Ext.	Bark	20x120	Rec.	M73	017.871.0476.12104	
● Rovere	Bark	15x90		M59	015.793.0476.09741	
● Rovere	Bark	8x44,2		M70	015.681.0476.09741	
● Rovere	Bark	8x40		M106	015.223.0476.09741	
● Rovere	Bark	19,8x22,8		M90	015.292.0476.09741	



● Rovere	Honey	30x180	Rec.	M139	017.229.0358.09741	
● Rovere	Honey	25x150	Rec.	M96	017.285.0358.09741	
● Rovere	Honey	20x120	Rec.	M73	017.871.0358.09741	
● Rovere Ext.	Honey	20x120	Rec.	M73	017.871.0358.12104	
● Rovere	Honey	15x90		M59	015.793.0358.09741	
● Rovere	Honey	8x44,2		M70	015.681.0358.09741	
● Rovere	Honey	8x40		M106	015.223.0358.09741	
● Rovere	Honey	19,8x22,8		M90	015.292.0358.09741	



● Rovere	Brown	30x180	Rec.	M139	017.229.0109.09741	
● Rovere	Brown	25x150	Rec.	M96	017.285.0109.09741	
● Rovere	Brown	20x120	Rec.	M73	017.871.0109.09741	
● Rovere Ext.	Brown	20x120	Rec.	M73	017.871.0109.12104	
● Rovere	Brown	15x90		M59	015.793.0109.09741	
● Rovere	Brown	8x44,2		M70	015.681.0109.09741	
● Rovere	Brown	8x40		M106	015.223.0109.09741	
● Rovere	Brown	19,8x22,8		M90	015.292.0109.09741	

Peldaño Extrusionado Rovere

● Desert	32x120	Rec.	P331	041.421.0364.09741	
● Bark	32x120	Rec.	P331	041.421.0476.09741	
● Honey	32x120	Rec.	P331	041.421.0358.09741	
● Brown	32x120	Rec.	P331	041.421.0109.09741	

Pd. Ag. Ángulo Remate Rovere

● Desert	3x32	Rec.	P45	041.881.0364.09741	
● Bark	3x32	Rec.	P45	041.881.0476.09741	
● Honey	3x32	Rec.	P45	041.881.0358.09741	
● Brown	3x32	Rec.	P45	041.881.0109.09741	



Disponible en / Available in / Disponible:
Rlv. Rovere 40x120 Rev. Pasta Blanca / White body wall tiles /
Revêtement pâte blanche - Pág. / Page / Page 242



Rvto. / Wall / Rvrm.: Plain White 120x260 - Rovere Honey 8x40
Pvto. / Floor / Sol: Rovere Honey 20x120

Piezas especiales / Special pieces / Pièces especiales

Consultar en página / Consult on page / Consulter en page: 344

*PELDAÑO GRADONE	*ÁNGULO GRADONE	*PELDAÑO RANURADO	*ÁNGULO RANURADO	*PELDAÑO EXTRUSIONADO	*TAPA REMATE-ÁNGULO DERECHO/IZQUIERDO	*RODAPIÉ C/ROMO

Empaquetado / Packaging / Emballage

Formato	pz/cj	m²/cj	cj/pl	m²/pl	kg/cj	kg/pl
30x180	3	1.62	30	48.60	45.00	1,410.00
25x150	4	1.50	40	60.00	35.00	1,430.00
20x120	6	1.44	44	63.36	32.20	1,436.80
15x90	8	1.08	45	48.60	25.00	1,145.00
8x44,2	30	1.06	65	68.90	18.60	1,229.00
8x40	30	0.96	65	62.40	16.63	1,100.95
19,8x22,8	24	0.84	48	40.32	18.00	884.00
32x120	2	-	-	-	22.00	-
3x32	37	-	-	-	6.29	-

SONOMA



20MM

Formatos / Sizes / Formats

20x120 ▼ 10,5 mm
7,87"x47,24" **REC.**

30x120,5 ▼ 20 mm
11,81"x47,44" **REC.**

30,5x121 ▼ 20 mm
12,01"x47,64"



● Sonoma	Nordic	20x120	Rec.	M73	017.871.0341.00323	MATT
● Sonoma	Nordic	30,5x121 (20 mm)		M139	011.295.0341.00323	MATT
● Sonoma	Nordic	30x120,5 (20 mm)	Rec.	M174	035.700.0341.00323	MATT



● Sonoma	Cognac	20x120	Rec.	M73	017.871.0342.00323	MATT
● Sonoma	Cognac	30,5x121 (20 mm)		M139	011.295.0342.00323	MATT
● Sonoma	Cognac	30x120,5 (20 mm)	Rec.	M174	035.700.0342.00323	MATT



● Sonoma	Honey	20x120	Rec.	M73	017.871.0358.00323	MATT
● Sonoma	Honey	30,5x121 (20 mm)		M139	011.295.0358.00323	MATT
● Sonoma	Honey	30x120,5 (20 mm)	Rec.	M174	035.700.0358.00323	MATT



Pvto. / Floor / Sol: Sonoma Honey 30x120,5 (20mm) Rec.

DECORSTONE
GRES PORCELÁNICO RECTIFICADO · RECTIFIED PORCELAIN TILES · GRÈS CÉRAMÉ RECTIFIÉE

COMPACTTO PEDRA
GRES PORCELÁNICO / GRES PORCELÁNICO RECTIFICADO · PORCELAIN TILES / RECTIFIED PORCELAIN TILES · GRÈS CÉRAMÉ / GRÈS CÉRAMÉ RECTIFIÉE



Pvto. / Floor / Sol: Sonoma Nordic 20x120

Piezas especiales / Special pieces / Pièces especiales

Consultar en página / Consult on page / Consulter en page: 344

*PELDAÑO GRADONE	*ÁNGULO GRADONE	*PELDAÑO RANURADO	*ÁNGULO RANURADO	*RODAPIÉ C/ROMO
		NO 20mm	NO 20mm	NO 20mm

Empaquetado / Packaging / Emballage

Formato	pz/cj	m ² /cj	cj/pl	m ² /pl	kg/cj	kg/pl
20x120	6	1.44	44	63.36	32.20	1.436.80
30,5x121 (20 mm)	2	0.74	30	22.20	35.47	1.084.10
30x120,5 (20 mm)	2	0.72	30	21.60	32.80	1.004.00

The background of the entire page is a detailed, grayscale image of marbled paper. The pattern consists of intricate, swirling, and layered lines of varying shades of gray, creating a complex, organic texture. The lines flow across the page, with some areas appearing more densely packed than others, giving it a sense of depth and movement.


REVESTIMIENTO PASTA BLANCA

WHITE BODY WALL TILES
REVÊTEMENT PÂTE BLANCHE



Formatos / Sizes / Formats

30x90
11,81"x35,43"
8,7 mm
REC.



● Adair Blanco 30x90 Rec. M64 031.872.0012.00084



● Adair Tortora 30x90 Rec. M64 031.872.0297.00084



● Rlv. Adair Mix 30x90 Rec. M64 031.872.0100.00067



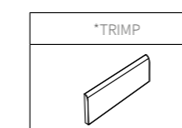
● Mold. Metal Brillo 1,5x90 P38 032.007.0804.01211



Rvto. / Wall / Rvrm.: **Rlv. Adair Mix 30x90 - Adair Tortora 30x90**
Pvto. / Floor / Sol: **K-Wood Desert 20x120**

Piezas especiales / Special pieces / Pieces especiales (No Rlv.)

Consultar en página / Consult on page / Consulter en page: 344



Empaquetado / Packaging / Emballage

Formato	pz/cj	m ² /cj	cj/pl	m ² /pl	kg/cj	kg/pl
30x90	5	1.35	63	85.05	20.22	1,295.86
1,5x90	21	-	-	-	5.50	-



AGERI



Formatos / Sizes / Formats

33,3x100 13,11"x39,37"	7 mm	33,3x100 Rlv. 13,11"x39,37"	8 mm
REC.		REC.	



• Ageri Blanco 33,3x100 Rec. M64 031.627.0012.02566



• Rlv. Ageri Azul 33,3x100 Rec. M64 031.627.0004.04726



• Ageri Ceniza 33,3x100 Rec. M64 031.627.0019.02566



• Alessia Perla 33,3x100 Rec. M64 031.627.0037.09865



• Ageri Taupe 33,3x100 Rec. M64 031.627.0285.02566



• Alessia Crema 33,3x100 Rec. M64 031.627.0096.09865

• Mold. Metal Brillo 1,5x100 P35 032.430.0804.01211

• Mold. Metal Bronce Brillo 1,5x100 P39 032.430.0336.01211

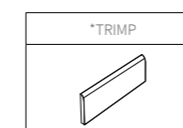
• Mold. Metal Mate 1,5x100 P35 032.430.0803.01211



Rvto. / Wall / Rvtrm.: **Ageri Blanco 33,3x100 - Rlv. Ageri Azul 33,3x100**
Pvto. / Floor / Sol.: **Oldmanor Tabaco 25x150**

Piezas especiales / Special pieces / Pièces especiales (No Rlv. / No Dec.)

Consultar en página / Consult on page / Consulter en page: 344



Empaquetado / Packaging / Emballage

Formato	pz/cj	m ² /cj	cj/pl	m ² /pl	kg/cj	kg/pl
33,3x100	6	2.00	48	96.00	24.00	1,174.00
33,3x100 Rlv.	5	1.67	48	80.16	25.00	1,220.00
1,5x100	12	-	-	-	2.60	-



AGERI/PIETRA RIGHE



Formatos / Sizes / Formats

33,3x100
13,11"x39,37"
REC.



• Ageri Blanco 33,3x100 Rec. M64 031.627.0012.02566



• Ageri Pietra Blanco 33,3x100 Rec. M64 031.627.0012.10579



• Ageri Ceniza 33,3x100 Rec. M64 031.627.0019.02566



• Pietra Righe Perla 33,3x100 Rec. M64 031.627.0037.10580



• Ageri Taupe 33,3x100 Rec. M64 031.627.0285.02566



• Pietra Righe Crema 33,3x100 Rec. M64 031.627.0096.10580

• Mold. Metal Brillo 1,5x100 P35 032.430.0804.01211

• Mold. Metal Bronce Brillo 1,5x100 P39 032.430.0336.01211

• Mold. Metal Mate 1,5x100 P35 032.430.0803.01211

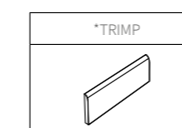


Rvto. / Wall / Rvtm.: **Ageri Ceniza 33,3x100 - Pietra Righe Perla 33,3x100**
Pvto. / Floor / Sol: **Oldmanor Ambar 25x150**



Piezas especiales / Special pieces / Pièces especiales (No Rlv. / No Dec.)

Consultar en página / Consult on page / Consulter en page: 344



Empaquetado / Packaging / Emballage


Formato	pz/cj	m ² /cj	cj/pl	m ² /pl	kg/cj	kg/pl
33,3x100	6	2.00	48	96.00	24.00	1,174.00
1,5x100	12	-	-	-	2.60	-

ALBION



Formatos / Sizes / Formats

30x90
11,81"x35,43"
8,7 mm
REC.



Albion Blanco 30x90 Rec. M64 031.872.0012.00083



Albion Tortora 30x90 Rec. M64 031.872.0297.00083



Rlv. Albion Mix 30x90 Rec. M64 031.872.0100.00094



Mold. Metal Brillo 1,5x90 P38 032.007.0804.01211



Rvto. / Wall / Rvtm.: **Rlv. Albion Mix 30x90 - Albion Blanco 30x90**
Pvto. / Floor / Sol: **K-Wood Moka 20x120**



Empaquetado / Packaging / Emballage

Formato	pz/cj	m ² /cj	cj/pl	m ² /pl	kg/cj	kg/pl
30x90	5	1.35	63	85.05	20.22	1,295.86
1,5x90	21	-	-	-	5.50	-



Formatos / Sizes / Formats

25x75
9,84"x29,53"



● Anza Gris 25x75 M46 027.725.0002.01004



● Anza Blanco 25x75 M46 027.725.0012.01004



● Anza Taupe 25x75 M46 027.725.0285.01004



● Rlv. Anza Mix 25x75 M46 027.725.0100.00065



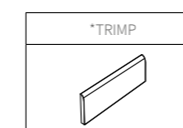
● Mold. Metal Plata Mate 2x75 P39 028.719.0803.02466



Rvto. / Wall / Rvtml.: Anza Gris 25x75 - Anza Blanco 25x75 - Rlv. Anza Mix 25x75
Pvto. / Floor / Sol: Konzept Taupe 60x60

Piezas especiales / Special pieces / Pièces especiales (No Rlv.)

Consultar en página / Consult on page / Consulter en page: 344



Empaquetado / Packaging / Emballage

Formato	pz/cj	m ² /cj	cj/pl	m ² /pl	kg/cj	kg/pl
25x75	7	1.31	48	62.88	20.50	1,004.00
2x75	21	-	-	-	5.76	-



ATKA




Formatos / Sizes / Formats

30x90 11,81"x35,43"	8,7 mm
REC.	



● Atka Blanco 30x90 Rec. M64 031.872.0012.00082




● Rlv. Atka Blanco 30x90 Rec. M64 031.872.0012.00068



● Mold. Metal Brillo 1,5x90 P38 032.007.0804.01211



Variación Cromática / Colour Variation / Variation Chromatique



Empaquetado / Packaging / Emballage

Formato	pz/cj	m ² /cj	cj/pl	m ² /pl	kg/cj	kg/pl
30x90	5	1.35	63	85.05	20.22	1,295.86
1,5x90	21	-	-	-	5.50	-

BOLSENA - VICO - PONTESEI



Formatos / Sizes / Formats

30x90 11,81"x35,43"	▼ 8,7 ▲ mm REC.	31,5x34 12,40"x13,38"
-------------------------------	------------------------------	---------------------------------



● Bolsena Blanco 30x90 Rec. M64 031.872.0012.00311



● Rlv. Bolsena Blanco 30x90 Rec. M64 031.872.0012.00318



● Vico Nacar 30x90 Rec. M64 031.872.0030.00305



● Rlv. Vico Nacar 30x90 Rec. M64 031.872.0030.00314




● Pontesei Negro 30x90 Rec. M64 031.872.0003.00313



● Rlv. Pontesei Negro 30x90 Rec. M64 031.872.0003.00371

● Mold. Metal Brillo 1,5x90 P38 032.007.0804.01211



● Malla Vogue Blanco 31,5x34 P35 028.204.0012.00572



● Malla Vogue Nacar 31,5x34 P35 028.204.0030.00572



● Malla Vogue Negro 31,5x34 P35 028.204.0003.00572



Rvto. / Wall / Rvrm.: Rlv. Pontesei Negro 30x90 - Bolsena Blanco 30x90



Empaquetado / Packaging / Emballage

Formato	pz/cj	m ² /cj	cj/pl	m ² /pl	kg/cj	kg/pl
30x90	5	1.35	63	85.05	20.22	1,295.86
31,5x34	7	-	-	-	10.64	-
1,5x90	21	-	-	-	5.50	-

BRIENZ



Formatos / Sizes / Formats

33,3x100 13,11"x39,37"	7 mm ▲ mm	33,3x100 Rlv. 13,11"x39,37"	8 mm ▲ mm
REC.		REC.	



• Brienz Ice 33,3x100 Rec. M64 031.627.0667.02985



• Brienz Ceniza 33,3x100 Rec. M64 031.627.0019.02985



• Rlv. Brienz Ceniza 33,3x100 Rec. M64 031.627.0019.03817



• Dec. Brienz Ceniza 33,3x100 Rec. M64 031.627.0019.03820



• Mold. Metal Brillo 1,5x100 P35 032.430.0804.01211



• Mold. Metal Mate 1,5x100 P35 032.430.0803.01211



• Brienz Blanco 33,3x100 Rec. M64 031.627.0012.02985



• Brienz Marengo 33,3x100 Rec. M64 031.627.0028.02985



• Rlv. Brienz Marengo 33,3x100 Rec. M64 031.627.0028.03817



• Dec. Brienz Marengo 33,3x100 Rec. M64 031.627.0028.03820



• Mold. Metal Bronce Brillo 1,5x100 P39 032.430.0336.01211

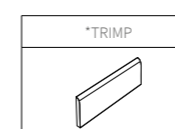
Disponibile en / Available in / Disponible:
Brienz 20x60 Rev. Pasta Roja / Red body wall tiles / Revêtement pâte rouge – Pág. / Page / Page 294



Rvto. / Wall / Rvrm.: Brienz Ceniza 33,3x100 - Rlv. Brienz Ceniza 33,3x100
 Pvlo. / Floor / Sol: Oldmanor Tabaco 25x150

Piezas especiales / Special pieces / Pièces especiales (No Rlv. / No Dec.)

Consultar en página / Consult on page / Consulter en page: 344



Empaquetado / Packaging / Emballage

Formato	pz/cj	m ² /cj	cj/pl	m ² /pl	kg/cj	kg/pl
33,3x100	6	2.00	48	96.00	24.00	1,174.00
33,3x100 Rlv.	5	1.67	48	80.16	25.00	1,220.00
1,5x100	12	-	-	-	2.60	-

CALACATA GOLD



Formatos / Sizes / Formats

30x90
11,81"x35,43"
8,7 mm
REC.



● Calacata Gold Brillo 30x90 Rec. M64 031.872.0804.11841



● Calacata Gold Mate 30x90 Rec. M64 031.872.0803.11841



● Rlv. Lacio 30x90 Rec. M64 031.872.0001.12210



● Rlv. Agar 30x90 Rec. M64 031.872.0001.00085



Rvto. / Wall / Rvtrm.: Calacata Gold Mate 30x90 - Rlv. Agar 30x90



Rvto. / Wall / Rvtrm.: Calacata Gold Brillo 30x90 - Rlv. Lacio 30x90
Pvto. / Floor / Sol: Essenza Tortora 60x60



Disponible en / Available in / Disponible:
Calacata Gold Gres Porcelánico / Porcelain Tiles / Grès Cérame
Pág. / Page / Page 96

Empaquetado / Packaging / Emballage

Formato	pz/cj	m ² /cj	cj/pl	m ² /pl	kg/cj	kg/pl
30x90	5	1.35	63	85.05	20.22	1.295.86

CALACATA WHITE




Formatos / Sizes / Formats

30x90
11,81"x35,43"
8,7 mm
REC.




● Calacata White Brillo 30x90 Rec. M64 031.872.0804.12261




● Calacata White Mate 30x90 Rec. M64 031.872.0803.12261



● Rlv. Crest 30x90 Rec. M64 031.872.0001.00211



● Rlv. Cowan 30x90 Rec. M64 031.872.0001.00213



Rvto. / Wall / Rvrm.: Calacata White Mate 30x90 - Rlv. Cowan 30x90



Rvto. / Wall / Rvrm.: Calacata White Brillo 30x90 - Rlv. Crest 30x90
Pvto. / Floor / Sol: Oldmanor Ambar 20x120



Disponible en / Available in / Disponible:
Calacata Gold Gres Porcelánico / Porcelain Tiles / Grès Cérame
Pág. / Page / Page 98

Empaquetado / Packaging / Emballage

Formato	pz/cj	m ² /cj	cj/pl	m ² /pl	kg/cj	kg/pl
30x90	5	1.35	63	85.05	20.22	1.295.86



Formatos / Sizes / Formats

33,3x100 13,11"x39,37"	▼ 7 mm ▲ 8 mm Rlv. ▼ 8 mm REC.	30x60 11,81"x23,62"	▼ 7 mm ▲ 8 mm REC.
----------------------------------	---	-------------------------------	--------------------------



● Cellini	Brillo	33,3x100	Rec.	M64	031.627.0804.09556	GLD
● Cellini	Mate	33,3x100	Rec.	M64	031.627.0803.09556	MAT
● Cellini	Brillo	30x60	Rec.	M44	031.547.0804.09556	GLD
● Cellini	Mate	30x60	Rec.	M44	031.547.0803.09556	MAT

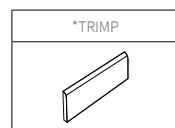


● Rlv. Cellini	Brillo	33,3x100	Rec.	M64	031.627.0804.10102	GLD
● Rlv. Cellini	Mate	33,3x100	Rec.	M64	031.627.0803.10102	MAT
● Rlv. Cellini	Brillo	30x60	Rec.	M44	031.547.0804.10102	GLD
● Rlv. Cellini	Mate	30x60	Rec.	M44	031.547.0803.10102	MAT

● Mold. Metal	Brillo	1,5x100	P35	032.430.0804.01211	GLD
---------------	--------	---------	-----	--------------------	-----

● Mold. Metal	Mate	1,5x100	P35	032.430.0803.01211	MAT
---------------	------	---------	-----	--------------------	-----

● Mold. Metal	Bronce Brillo	1,5x100	P39	032.430.0336.01211	GLD
---------------	---------------	---------	-----	--------------------	-----




Piezas especiales / Special pieces / Pièces especiales
(No Rlv. / No Dec.)

Consultar en página / Consult on page / Consulter en page: 344



Combinalo con... / combine it with / combiné avec
Desert 33,3x100 Pág. / Page / Page 186
Torano 33,3x100 Pág. / Page / Page 252
Wells 33,3x100 Pág. / Page / Page 266

Disponible en / Available in / Disponible:
Cellini Gres Porcelánico / Porcelain Tiles / Grès Cérame - MATERIA



● Oasis Mix 33,3x100 Rec. M64 031.627.0100.10100



● Class Mix 33,3x100 Rec. M64 031.627.0100.10354



Rvto. / Wall / Rvrtm.: **Cellini Brillo 33,3x100 - Rlv. Cellini Brillo 33,3x100**
Pvto. / Floor / Sol: **Oldmanor Ambar 25x150**

Empaquetado / Packaging / Emballage

Formato	pz/cj	m ² /cj	cj/pl	m ² /pl	kg/cj	kg/pl
33,3x100	6	2.00	48	96.00	24.00	1,174.00
33,3x100 Rlv.	5	1.67	48	80.16	25.00	1,220.00
30x60	9	1.62	60	97.20	21.50	1,310.00
1,5x100	12	-	-	-	2.60	-

DESERT



Formatos / Sizes / Formats

40x120 15,74"x47,24"	▼ 11 mm	33,3x100 13,11"x39,37"	▼ 7 mm
		Rlv. ▼ 8 mm	REC.
	REC.		



● Desert Natural 33,3x100 Rec. M64 031.627.0102.04037

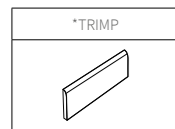


● Rlv. Desert Natural 33,3x100 Rec. M64 031.627.0102.10101

● Mold. Metal Brillo 1,5x100 P35 032.430.0804.01211


● Mold. Metal Mate 1,5x100 P35 032.430.0803.01211

● Mold. Metal Bronce Brillo 1,5x100 P39 032.430.0336.01211



Piezas especiales / Special pieces / Pièces especiales
(No Rlv. / No Dec.)

Consultar en página / Consult on page / Consulter en page: 344



Combinálo con... / combine it with / combiné avec
Cellini 33,3x100 Pág. / Page / Page 182
Torano 33,3x100 Pág. / Page / Page 252
Wells 33,3x100 Pág. / Page / Page 266

Disponible en / Available in / Disponible:
Desert Gres Porcelánico / Porcelain Tiles / Grès Cérame - MATERIA



Rvto. / Wall / Rvtrm.: Desert Natural 33,3x100 - Rlv. Desert Natural 33,3x100
Pvto. / Floor / Sol: Oldmanor Tabaco 25x150



● Oasis Mix 33,3x100 Rec. M64 031.627.0100.10100



● Class Mix 33,3x100 Rec. M64 031.627.0100.10354

Empaquetado / Packaging / Emballage

Formato	pz/cj	m ² /cj	cj/pl	m ² /pl	kg/cj	kg/pl
33,3x100	6	2.00	48	96.00	24.00	1,174.00
33,3x100 Rlv.	5	1.67	48	80.16	25.00	1,220.00
1,5x100	12	-	-	-	2.60	-

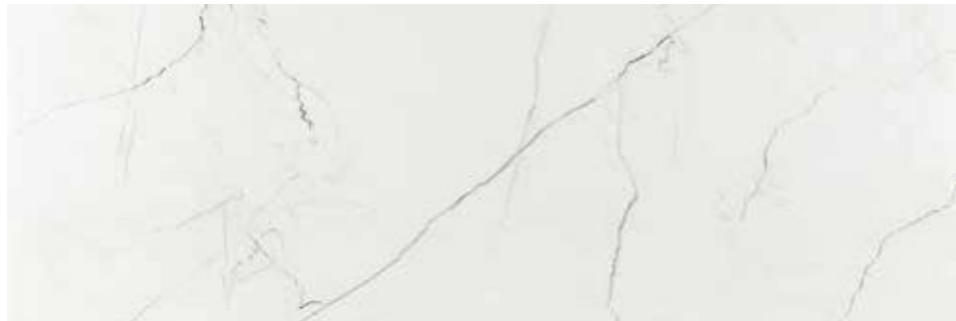
DESERT



Formatos / Sizes / Formats

40x120 15,74"x47,24"	▼ 11 ▲ mm
REC.	

33,3x100 13,11"x39,37"	▼ 7 ▲ mm
Riv. ▼ 8 ▲ mm	
REC.	



• Desert	Brillo	40x120	Rec.	M79	031.412.0804.04037	
• Desert	Mate	40x120	Rec.	M79	031.412.0803.04037	



• Rlv. Desert	Brillo	40x120	Rec.	M79	031.412.0804.10101	
• Rlv. Desert	Mate	40x120	Rec.	M79	031.412.0803.10101	

• Mold. Metal	Brillo	1,5x120	Rec.	P41	032.428.0804.01211	
---------------	--------	---------	------	-----	--------------------	--



Rvto. / Wall / Rvtm.: **Desert Brillo 40x120 - Rlv. Desert Brillo 40x120 - Oldmanor Cuero 25x150 - Lux Laurants Brown 120x260**
Pvto. / Floor / Sol: **Desert Natural 120x120 Leviglass**



Disponible en / Available in / Disponible:
Desert Gres Porcelánico / Porcelain Tiles / Grès Cérame - MATERIA

Empaquetado / Packaging / Emballage

Formato	pz/cj	m ² /cj	cj/pl	m ² /pl	kg/cj	kg/pl
40x120	3	1.44	20	28.80	28.00	580.00
1,5x120	18	-	-	-	5.00	-

DONEGAL



Formatos / Sizes / Formats

20x60 ∇ 9,5 mm
7,87"x23,62"



• Donegal Perla 20x60 M35 027.670.0037.01437



• Rlv. Donegal Perla 20x60 M35 027.670.0037.01450



• Mold. Metal Plata Mate 2x60,1 P29 028.293.0803.02466



• Mold. Metal Plata Brillo 2x60,1 P29 028.293.0804.02466



• Donegal Nude 20x60 M35 027.670.0383.01437



• Rlv. Donegal Nude 20x60 M35 027.670.0383.01450



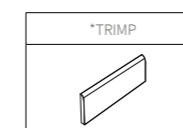
Rvto. / Wall / Rvrm.: Donegal Perla 20x60 - Rlv. Donegal Perla 20x60



Rvto. / Wall / Rvrm.: Donegal Nude 20x60 - Rlv. Donegal Nude 20x60

Piezas especiales / Special pieces / Pièces especiales (No Rlv.)

Consultar en página / Consult on page / Consulter en page: 344



Empaquetado / Packaging / Emballage

Formato	pz/cj	m ² /cj	cj/pl	m ² /pl	kg/cj	kg/pl
20x60	9	1.08	64	69.12	17.90	1,165.60
2x60,1	10	-	-	-	2.05	-




DOSSO



Formatos / Sizes / Formats

40x120
15,74"x47,24"
11 mm
REC.

25x75
9,84"x29,53"
10 mm



• Dosso Bianco 40x120 Rec. M79 031.412.0150.10142



• Rlv. Dosso Bianco 40x120 Rec. M79 031.412.0150.10143



• Dosso Sabbia 40x120 Rec. M79 031.412.0598.10142



• Rlv. Dosso Sabbia 40x120 Rec. M79 031.412.0598.10143



Rvto. / Wall / Rvrm.: Rlv. Dosso Bianco 40x120 - Dosso Bianco 40x120



• Dosso Greige 40x120 Rec. M79 031.412.0408.10142



• Rlv. Dosso Greige 40x120 Rec. M79 031.412.0408.10143

• Mold. Metal Brillo 1,5x120 Rec. P41 032.428.0804.01211



Rvto. / Wall / Rvrm.: Rlv. Dosso Greige 40x120
Dosso Greige 40x120
Pvto. / Floor / Sol: Oldmanor Ambar 25x150



Empaquetado / Packaging / Emballage

Formato	pz/cj	m ² /cj	cj/pl	m ² /pl	kg/cj	kg/pl
40x120	3	1.44	20	28.80	28.00	580.00
1,5x120	18	-	-	-	5.00	-

DOSSO



Formatos / Sizes / Formats

25x75
9,84"x29,53"

10 mm

40x120
15,74"x47,24"

11 mm

REC.



• Dosso Bianco 25x75 M46 027.725.0150.10142



• Lin. Dosso Bianco 25x75 M46 027.725.0150.10148



• Dosso Indigo 25x75 M46 027.725.0417.10142



• Lin. Dosso Indigo 25x75 M46 027.725.0417.10148




• Dosso Greige 25x75 M46 027.725.0408.10142



• Lin. Dosso Greige 25x75 M46 027.725.0408.10148



• Dec. Dosso Fresh 25x75 M46 027.725.0570.10149



• Mold. Metal Plata Brillo 2x75 P39 028.719.0804.02466



• Mold. Metal Plata Mate 2x75 P39 028.719.0803.02466

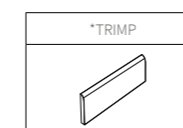


Rvto. / Wall / Rvrm.: **Dosso Indigo 25x75 - Dosso Bianco 25x75 - Dec. Dosso Fresh 25x75**
Pvto. / Floor / Sol: **Omnia Ash 60x60**



Piezas especiales / Special pieces / Pieces especiales (No Rlv. / No Dec.)

Consultar en página / Consult on page / Consulter en page: 344



Empaquetado / Packaging / Emballage

Formato	pz/cj	m ² /cj	cj/pl	m ² /pl	kg/cj	kg/pl
25x75	7	1.31	48	62.88	20.50	1,004.00
2x75	21	-	-	-	5.76	-

DOSSO



Formatos / Sizes / Formats

25x75
9,84"x29,53"

10 mm

40x120
15,74"x47,24"

11 mm

REC.



• Dosso Sabbia 25x75 M46 027.725.0598.10142



• Dosso Miele 25x75 M46 027.725.0673.10142



• Lin. Dosso Sabbia 25x75 M46 027.725.0598.10148



• Lin. Dosso Miele 25x75 M46 027.725.0673.10148



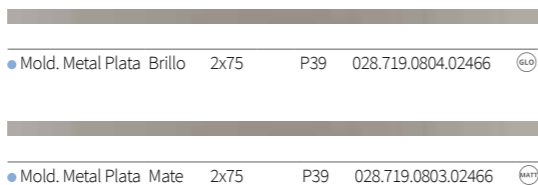
• Dosso Argilla 25x75 M46 027.725.0599.10142



• Dec. Dosso Calido 25x75 M46 027.725.0252.10149



• Lin. Dosso Argilla 25x75 M46 027.725.0599.10148



• Mold. Metal Plata Brillo 2x75 P39 028.719.0804.02466

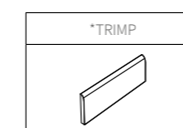
• Mold. Metal Plata Mate 2x75 P39 028.719.0803.02466



Rvto. / Wall / Rvtm.: **Dosso Sabbia 25x75 - Dosso Argilla 25x75 - Doria Sabbia 60x120**
Pvto. / Floor / Sol.: **Doria Sabbia 60x120**

Piezas especiales / Special pieces / Pieces especiales (No Rlv. / No Dec.)

Consultar en página / Consult on page / Consulter en page: 344



Empaquetado / Packaging / Emballage

Formato	pz/cj	m ² /cj	cj/pl	m ² /pl	kg/cj	kg/pl
25x75	7	1.31	48	62.88	20.50	1,004.00
2x75	21	-	-	-	5.76	-



DUMAI



Formatos / Sizes / Formats

30x90
11,81"x35,43"
8,7 mm
REC.



• Dumai Neutro 30x90 Rec. M64 031.872.0260.09685



• Rlv. Dumai Neutro 30x90 Rec. M64 031.872.0260.09686



• Duri 30x90 Rec. M64 031.872.0001.09687




• Dumai Perla 30x90 Rec. M64 031.872.0037.09685



• Rlv. Dumai Perla 30x90 Rec. M64 031.872.0037.09686



• Mold. Metal Brillo 1,5x90 P38 032.007.0804.01211



Rvto. / Wall / Rvrm.: Duri 30x90 - Dumai Perla 30x90
Pvto. / Floor / Sol: Nera Abeto 25x150



Rvto. / Wall / Rvrm.: Dumai Perla 30x90 - Rlv. Dumai Perla 30x90
Pvto. / Floor / Sol: Elk Taupe 25x150



Empaquetado / Packaging / Emballage

Formato	pz/cj	m ² /cj	cj/pl	m ² /pl	kg/cj	kg/pl
30x90	5	1.35	63	85.05	20.22	1,295.86
1,5x90	21	-	-	-	5.50	-

ELEGANZA



Formatos / Sizes / Formats

33,3x100
13,11"x39,37"
REC.

Disponible en / Available in / Disponible:
Eleganza Gres Porcelánico / Porcelain Tiles / Grès Cérame
Pág. / Page / Page 32




• Eleganza Perla 33,3x100 Rec. M64 031.627.0037.11183



• Eleganza Grigio 33,3x100 Rec. M64 031.627.0213.11183



• Eleganza Blu 33,3x100 Rec. M64 031.627.0158.11183



• Eleganza Saggio 33,3x100 Rec. M64 031.627.0942.11183




• Allegro 33,3x100 Rec. M70 031.627.0001.11589



• Eleganza Beige 33,3x100 Rec. M64 031.627.0007.11183



• Eleganza Siena 33,3x100 Rec. M64 031.627.0053.11183



• Eleganza Terra 33,3x100 Rec. M64 031.627.0056.11183



• Mold. Metal Brillo 1,5x100 P35 032.430.0804.01211



• Mold. Metal Mate 1,5x100 P35 032.430.0803.01211



• Mold. Metal Bronce Brillo 1,5x100 P39 032.430.0336.01211

PASTA BLANCA
REVESTIMIENTO PASTA BLANCA RECTIFICADA · RECTIFIED WHITE BODY WALL TILES · REVÊTEMENT PÂTE BLANCHE RECTIFIÉE



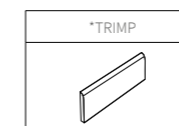
• Fiorella 33,3x100 Rec. M70 031.627.0001.11424



• Guido 33,3x100 Rec. M70 031.627.0001.11538



Rvto. / Wall / Rvtm.: Eleganza Saggio 33,3x100 - Eleganza Beige 33,3x100 - Fiorella 33,3x100
Pvto. / Floor / Sol: Eleganza Beige 60x60



Piezas especiales / Special pieces / Pièces especiales (No Rlv. / No Dec. / No 30x60)

Consultar en página / Consult on page / Consulter en page: 344

Empaquetado / Packaging / Emballage

Formato	pz/cj	m ² /cj	cj/pl	m ² /pl	kg/cj	kg/pl
33,3x100	6	2.00	48	96.00	24.00	1,174.00
1,5x100	12	-	-	-	2.60	-

ESSEN



Formatos / Sizes / Formats

20x60 ∇ 9,5 mm
7,87"x23,62"



● Essen Sand 20x60 M35 027.670.0119.00304




● Essen Ash 20x60 M35 027.670.0344.00304



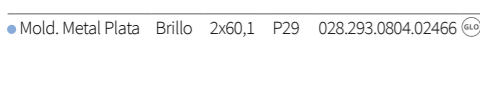
● Essen Gris 20x60 M35 027.670.0002.00304



● Plauen 20x60 M35 027.670.0001.09630



● Mold. Metal Plata Mate 2x60,1 P29 028.293.0803.02466



● Mold. Metal Plata Brillo 2x60,1 P29 028.293.0804.02466

Disponible en / Available in / Disponible:
Essen Gres Porcelánico / Porcelain Tiles / Grès Cérame
Pág. / Page / Page 42



Rvto. / Wall / Rvrm.: Essen Sand 20x60 - Rlv. Essen Sand 20x60
Pvto. / Floor / Sol.: Essen Tortora 60x60

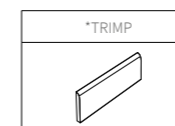


Rvto. / Wall / Rvrm.: Essen Gris 20x60 - Werden 20x60
Pvto. / Floor / Sol.: Elk Teka 25x150



Piezas especiales / Special pieces / Pièces especiales (No Rlv. / No Dec.)

Consultar en página / Consult on page / Consulter en page: 344



Empaquetado / Packaging / Emballage


Formato	pz/cj	m ² /cj	cj/pl	m ² /pl	kg/cj	kg/pl
20x60	9	1.08	64	69.12	17.90	1,165.60
2x60,1	10	-	-	-	2.05	-

ESSENZA



Formatos / Sizes / Formats


30x90 11,81"x35,43"	8,7 mm REC.
40x120 15,74"x47,24"	11 mm REC.



● Essenza Bianco 30x90 Rec. M64 031.872.0150.10433



● Essenza Perla 30x90 Rec. M64 031.872.0037.10433



● Essenza Beige 30x90 Rec. M64 031.872.0007.10433



● Mold. Metal Brillo 1,5x90 P38 032.007.0804.01211



● Chiara 30x90 Rec. M70 031.872.0001.09177



● Alloro 30x90 Rec. M70 031.872.0001.11425



Rvto. / Wall / Rvtm.: Essenza Beige 30x90 - Essenza Perla 30x90 - Alloro 30x90
Pvto. / Floor / Sol.: Essenza Tortora 60x60



Disponibile en / Available in / Disponible:
Essenza Gres Porcelánico / Porcelain Tiles / Grès Cérame
Pág. / Page / Page 44

Empaquetado / Packaging / Emballage

Formato	pz/cj	m ² /cj	cj/pl	m ² /pl	kg/cj	kg/pl
30x90	5	1.35	63	85.05	20.22	1,295.86
1,5x90	21	-	-	-	5.50	-


ESSENZA



Formatos / Sizes / Formats

40x120
15,74"x47,24"
▲ 11 mm
REC.

30x90
11,81"x35,43"
▲ 8,7 mm
REC.




● Eszenza Beige 40x120 Rec. M79 031.412.0007.10433



● Rlv. Eszenza Beige 40x120 Rec. M79 031.412.0007.11400



● Rlv. Eszenza Tortora 40x120 Rec. M79 031.412.0297.11400



● Eszenza Bianco 40x120 Rec. M79 031.412.0150.10433



● Rlv. Eszenza Bianco 40x120 Rec. M79 031.412.0150.11400



● Eszenza Perla 40x120 Rec. M79 031.412.0037.10433



● Rlv. Eszenza Perla 40x120 Rec. M79 031.412.0037.11400



● Rlv. Eszenza Grigio 40x120 Rec. M79 031.412.0213.11400



Disponibile en / Available in / Disponible:
Eszenza Gres Porcelánico / Porcelain Tiles / Grès Cérame
Pág. / Page / Page 44


Empaquetado / Packaging / Emballage

Formato	pz/cj	m ² /cj	cj/pl	m ² /pl	kg/cj	kg/pl
40x120	3	1.44	20	28.80	28.00	580.00



Formatos / Sizes / Formats

20x60 9,5 mm
7,87"x23,62"



● Exeter Blanco 20x60 M35 027.670.0012.00943



● Exeter Perla 20x60 M35 027.670.0037.00943



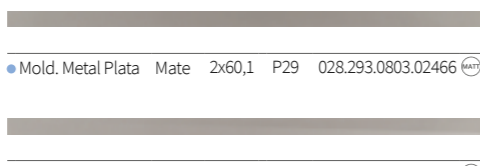
● Dec. Bordon Cement 20x60 P44 028.677.0418.00444



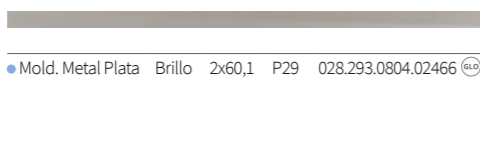
● Rlv. Exeter Blanco 20x60 M35 027.670.0012.00947




● Rlv. Exeter Perla 20x60 M35 027.670.0037.00947



● Mold. Metal Plata Mate 2x60,1 P29 028.293.0803.02466



● Mold. Metal Plata Brillo 2x60,1 P29 028.293.0804.02466

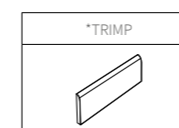


Rvto. / Wall / Rvtm.: Exeter Perla 20x60 - Rlv. Exeter Perla 20x60 - Exeter Blanco 20x60

Rvto. / Wall / Rvtm.: Exeter Perla 20x60

Piezas especiales / Special pieces / Pieces especiales (No Rlv. / No Dec.)

Consultar en página / Consult on page / Consulter en page: 344



Empaquetado / Packaging / Emballage

Formato	pz/cj	m ² /cj	cj/pl	m ² /pl	kg/cj	kg/pl
20x60	9	1.08	64	69.12	17.90	1,165.60
20x60 Dec.	4	-	-	-	9.20	-
2x60,1	10	-	-	-	2.05	-



FORVM



Formatos / Sizes / Formats

30x90
11,81"x35,43"
8,7 mm
REC.



• Forvm Natural 30x90 Rec. M64 031.872.0102.00138



• Rlv. Forvm Natural 30x90 Rec. M64 031.872.0102.00139



• Dec. Campania Natural 30x90 Rec. P150 032.896.0102.02407

• Mold. Metal Brillo 1,5x90 P38 032.007.0804.01211



• Forvm Brown 30x90 Rec. M64 031.872.0109.00138



• Rlv. Forvm Brown 30x90 Rec. M64 031.872.0109.00139



Rvto. / Wall / Rvtm.: **Dec. Campania Natural 30x90**
Forvm Natural 30x90 - Nera Nogal 25x150
Pvto. / Floor / Sol: **Forvm Natural 60x60**



Rvto. / Wall / Rvtm.: **Forvm Natural 30x90 - Rlv. Forvm Brown 30x90**
Pvto. / Floor / Sol: **Forvm Brown 60x60**



Disponible en / Available in / Disponible:
Forvm Gres Porcelánico / Porcelain Tiles / Grès Cérame
Pág. / Page / Page 106

Empaquetado / Packaging / Emballage

Formato	pz/cj	m ² /cj	cj/pl	m ² /pl	kg/cj	kg/pl
30x90	5	1,35	63	85,05	20,22	1,295,86
30x90 Dec.	4	-	-	-	20,90	-
1,5x90	21	-	-	-	5,50	-

GEBEL/TABELLA GEBEL



Formatos / Sizes / Formats

40x120 15,74"x47,24"	11 mm
	REC.



● Gebel Avorio 40x120 Rec. M79 031.412.0217.00786



● Tabella Gebel Avorio 40x120 Rec. M79 031.412.0217.09065

● Mold. Metal Brillo 1,5x120 P41 032.428.0804.01211



Rvto. / Wall / Rvtm.: **Gebel Avorio 40x120 - Tabella Gebel Avorio 40x120**
Pvto. / Floor / Sol: **Eaton Sand 60x60**



Empaquetado / Packaging / Emballage

Formato	pz/cj	m ² /cj	cj/pl	m ² /pl	kg/cj	kg/pl
40x120	3	1.44	20	28.80	28.00	580.00
1,5x120	18	-	-	-	5.00	-

GOLDEN



Formatos / Sizes / Formats

33,3x100
13,11"x39,37"
REC.



• Dec. Golden Modern Oro Mate 33,3x100 Rec. P209 032.467.0439.12118




• Dec. Golden Vegetal Oro Mate 33,3x100 Rec. P209 032.467.0439.12117



• Dec. Golden Royal Oro Mate 33,3x100 Rec. P209 032.467.0439.12119



Rvto. / Wall / Rvtm.: Dec. Golden Vegetal Oro Mate 33,3x100



Empaquetado / Packaging / Emballage

Formato	pz/cj	m ² /cj	cj/pl	m ² /pl	kg/cj	kg/pl
33,3x100	6	-	-	-	24.00	-

GOLDEN



Formatos / Sizes / Formats

40x120
15,74"x47,24"
11 mm
REC.



Dec. Golden Stone Oro Mate 40x120 Rec. P315 032.420.0439.12102




Dec. Golden Link Oro Mate 40x120 Rec. P315 032.420.0439.12101



Dec. Golden Wave Oro Mate 40x120 Rec. P315 032.420.0439.12100



Rvto. / Wall / Rvtrm.: **Dec. Golden Wave Oro Mate 40x120 - Essenza Beige 40x120**
Pvto. / Floor / Sol: **Essenza Beige 60x60**



Empaquetado / Packaging / Emballage


Formato	pz/cj	m ² /cj	cj/pl	m ² /pl	kg/cj	kg/pl
40x120	2	-	-	-	20.00	-

GOLDEN



Formatos / Sizes / Formats

30x90
11,81"x35,43"
8,7 mm
REC.



● Dec. Golden Life Oro Mate 30x90 Rec. P174 032.896.0439.12098



● Dec. Golden Alloro Oro Mate 30x90 Rec. P174 032.896.0439.12233



● Dec. Golden Forvm Oro Mate 30x90 Rec. P174 032.896.0439.12099



Rvto. / Wall / Rvtrm.: **Dec. Golden Life Oro Mate 30x90 - Essenza Beige 30x90**
Pvto. / Floor / Sol.: **Essenza Beige 60x60**



Empaquetado / Packaging / Emballage

Formato	pz/cj	m ² /cj	cj/pl	m ² /pl	kg/cj	kg/pl
30x90	3	-	-	-	13.50	-

IMBROS



Formatos / Sizes / Formats

33,3x100
13,11"x39,37"
REC.



● Imbros 33,3x100 Rec. M64 031.627.0001.03554



● Rlv. Imbros 33,3x100 Rec. M64 031.627.0001.01632



● Dec. Imbros 33,3x100 Rec. M64 031.627.0001.01633

● Mold. Metal Brillo 1,5x100 P35 032.430.0804.01211

● Mold. Metal Mate 1,5x100 P35 032.430.0803.01211

● Mold. Metal Bronce Brillo 1,5x100 P39 032.430.0336.01211

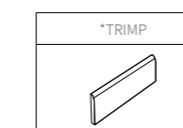


Rvto. / Wall / Rvtm.: Imbros 33,3x100 - Rlv. Imbros 33,3x100

Rvto. / Wall / Rvtm.: Imbros 33,3x100 - Dec. Imbros 33,3x100 - Rlv. Imbros 33,3x100
Pvto. / Floor / Sol: Omnia Argent 60x60

Piezas especiales / Special pieces / Pièces especiales (No Rlv. / No Dec.)

Consultar en página / Consult on page / Consulter en page: 344



Empaquetado / Packaging / Emballage

Formato	pz/cj	m ² /cj	cj/pl	m ² /pl	kg/cj	kg/pl
33,3x100	6	2.00	48	96.00	24.00	1,174.00
1,5x100	12	-	-	-	2.60	-

KAURI



Formatos / Sizes / Formats

40x120
15,74"x47,24"
11 mm
REC.



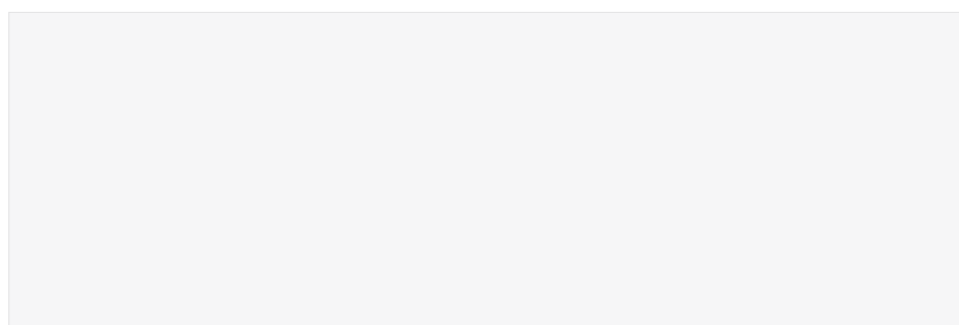
• Kauri Argent 40x120 Rec. M79 031.412.0135.10144



• Kauri Arce 40x120 Rec. M79 031.412.0198.10144



• Kauri Cedro 40x120 Rec. M79 031.412.0793.10144



• Tripoli Mate Snow 40x120 Rec. M79 031.412.0296.01316

• Mold. Metal Brillo 1,5x120 Rec. P41 032.428.0804.01211



Rvto. / Wall / Rvrm.: **Kauri Arce 40x120 - Tripoli Mate Snow 40x120**
Pvto. / Floor / Sol: **Omnia Ash 60x60**



Empaquetado / Packaging / Emballage

Formato	pz/cj	m ² /cj	cj/pl	m ² /pl	kg/cj	kg/pl
40x120	3	1.44	20	28.80	28.00	580.00
1,5x120	18	-	-	-	5.00	-

KEDIRI




Formatos / Sizes / Formats

30x90
11,81"x35,43"
8,7 mm
REC.



• Kediri Neutro 30x90 Rec. M64 031.872.0260.09619



• Rlv. Kediri Mix 30x90 Rec. M64 031.872.0100.09620



• Kediri Perla 30x90 Rec. M64 031.872.0037.09619



• Kediri Gris 30x90 Rec. M64 031.872.0002.09619

• Mold. Metal Brillo 1,5x90 P38 032.007.0804.01211



Rvto. / Wall / Rvto.: Kediri Neutro 30x90 - Rlv. Kediri Mix 30x90
Pvto. / Floor / Sol.: Nera Haya 25x150



Rvto. / Wall / Rvto.: Kediri Neutro 30x90 – Kediri Gris 30x90 – Rlv. Kediri Mix 30x90
Pvto. / Floor / Sol.: Elk Wengue 25x150

Empaquetado / Packaging / Emballage

Formato	pz/cj	m ² /cj	cj/pl	m ² /pl	kg/cj	kg/pl
30x90	5	1.35	63	85.05	20.22	1,295.86
1,5x90	21	-	-	-	5.50	-

KONCEPT



Formatos / Sizes / Formats

40x120 15,74"x47,24"	11 mm
REC.	



● **Koncept** Nacar 40x120 Rec. M79 031.412.0030.002967



● **Rlv.Koncept** Nacar 40x120 Rec. M79 031.412.0030.10404



● **Koncept** Argent 40x120 Rec. M79 031.412.0135.002967



● **Rlv.Koncept** Argent 40x120 Rec. M79 031.412.0135.10404

● **Mold. Metal** Brillo 1,5x120 Rec. P41 032.428.0804.01211



Rvto. / Wall / Rvrm.: **Koncept Nacar 40x120 - Rlv.Koncept Nacar 40x120**
Pvto. / Floor / Sol: **Koncept Desert 60x60**



Disponible en / Available in / Disponible:
Koncept Gres Porcelánico / Porcelain Tiles / Grès Cérame
Pág. / Page / Page 52

Empaquetado / Packaging / Emballage

Formato	pz/cj	m ² /cj	cj/pl	m ² /pl	kg/cj	kg/pl
40x120	3	1.44	20	28.80	28.00	580.00
1,5x120	18	-	-	-	5.00	-

KONCEPT / ALDARA - AMIRA

PASTA BLANCA
REVESTIMIENTO PASTA BLANCA RECTIFICADA · RECTIFIED WHITE BODY WALL TILES · REVÊTEMENT PÂTE BLANCHE RECTIFIÉE



Formatos / Sizes / Formats

40x120 Pack-2 15,74"x47,24"	11 mm
	REC.



● Dec. Aldara Nacar 40x120 Pack-2 Rec. P843 032.555.0030.10849



● Dec. Amira Argent 40x120 Pack-2 Rec. P843 032.555.0135.10848



Rvto. / Wall / Rvto.: **Koncept Nacar 40x120 - Dec. Aldara Nacar 80x120**
Pvto. / Floor / Sol: **Koncept Taupe 120x120**



Rvto. / Wall / Rvto.: **Koncept Argent 40x120 - Rlv. Koncept Argent 40x120 - Dec. Amira Argent 80x120**
Pvto. / Floor / Sol: **Koncept Mica 120x120**



Empaquetado / Packaging / Emballage

Formato	pz/cj	m ² /cj	cj/pl	m ² /pl	kg/cj	kg/pl
40x120 Pack-2	2	-	-	-	18.70	-

LEMNOS



Formatos / Sizes / Formats

33,3x100 13,11"x39,37"	7 mm ▲ mm	33,3x100 Rlv. 13,11"x39,37"	8 mm ▲ mm
REC.		REC.	



● Lemnos Perla 33,3x100 Rec. M64 031.627.0037.03544



● Rlv. Lemnos Perla 33,3x100 Rec. M64 031.627.0037.03927



● Dec. Lemnos Perla 33,3x100 Rec. M64 031.627.0037.03997



● Mold. Metal Brillo 1,5x100 P35 032.430.0804.01211



● Mold. Metal Mate 1,5x100 P35 032.430.0803.01211



● Lemnos Crema 33,3x100 Rec. M64 031.627.0096.03544



● Rlv. Lemnos Crema 33,3x100 Rec. M64 031.627.0096.03927



● Dec. Lemnos Crema 33,3x100 Rec. M64 031.627.0096.03997



● Mold. Metal Bronce Brillo 1,5x100 P39 032.430.0336.01211



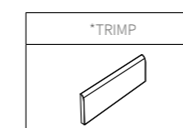
● List. Heli 8x33,3 P25 005.617.0001.02845



Rvto. / Wall / Rvtm.: Lemnos Perla 33,3x100 - Dec. Lemnos Perla 33,3x100

Piezas especiales / Special pieces / Pièces especiales (No Rlv. / No Dec.)

Consultar en página / Consult on page / Consulter en page: 344



Empaquetado / Packaging / Emballage

Formato	pz/cj	m ² /cj	cj/pl	m ² /pl	kg/cj	kg/pl
33,3x100	6	2.00	48	96.00	24.00	1,174.00
33,3x100 Rlv.	5	1.67	48	80.16	25.00	1,220.00
8x33,3	17	-	-	-	7.50	-
1,5x100	12	-	-	-	2.60	-



MANAOS



Formatos / Sizes / Formats

40x120 15,74"x47,24"	11 mm
REC.	



• Manaos White 40x120 Rec. M79 031.412.0108.09431



• Rlv.Manaos White 40x120 Rec. M79 031.412.0108.10405



• Manaos Pearl 40x120 Rec. M79 031.412.0169.09431



• Rlv.Manaos Pearl 40x120 Rec. M79 031.412.0169.10405

• Mold. Metal Brillo 1,5x120 Rec. P41 032.428.0804.01211



Rvto. / Wall / Rvtm.: **Manaos White 40x120 - Rlv.Manaos White 40x120**
Pvto. / Floor / Sol: **Cromat Perla 60x60**



Disponible en / Available in / Disponible:
Manaos Gres Porcelánico / Porcelain Tiles / Grès Cérame - MATERIA

Empaquetado / Packaging / Emballage

Formato	pz/cj	m ² /cj	cj/pl	m ² /pl	kg/cj	kg/pl
40x120	3	1.44	20	28.80	28.00	580.00
1,5x120	18	-	-	-	5.00	-

NERA



Formatos / Sizes / Formats

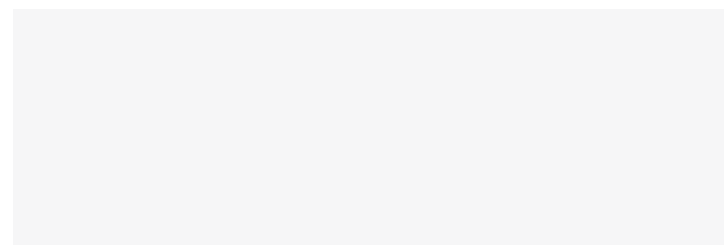
30x90 Rlv. 11,81"x35,43"	▼ 10,5 mm ▲ REC.	30x90 11,81"x35,43"	▼ 8,7 mm ▲ REC.
------------------------------------	---------------------	-------------------------------	--------------------



● Rlv.Nera Abeto 30x90 Rec. M64 031.872.0266.11262



● Rlv.Nera Roble 30x90 Rec. M64 031.872.0036.11262



● Tripoli Mate Snow 30x90 Rec. M64 031.872.0296.01316

● Mold. Metal Brillo 1,5x90 P38 032.007.0804.01211



Rvto. / Wall / Rvtm.: **Rlv.Nera Abeto 30x90 - Vita Perla 30x90**
Pvto. / Floor / Sol: **Vita Marengo 90x90**



Disponibile en / Available in / Disponible:
Nera Gres Porcelánico / Porcelain Tiles / Grès Cérame Pág. / Page / Page 148

Empaquetado / Packaging / Emballage


Formato	pz/cj	m ² /cj	cj/pl	m ² /pl	kg/cj	kg/pl
30x90 Rlv.	4	1.08	63	68.04	18.00	1,156.00
30x90	5	1.35	63	85.05	20.22	1,295.86
1,5x90	21	-	-	-	5.50	-

NIRO



Formatos / Sizes / Formats

40x120 15,74"x47,24"	11 mm
REC.	



• Niro	Brillo	40x120	Rec.	M79	031.412.0804.00448	
• Niro	Mate	40x120	Rec.	M79	031.412.0803.00448	



• Rlv. Niro	Brillo	40x120	Rec.	M79	031.412.0804.11250	
• Rlv. Niro	Mate	40x120	Rec.	M79	031.412.0803.11250	

• Mold. Metal	Brillo	1,5x120	Rec.	P41	032.428.0804.01211	
---------------	--------	---------	------	-----	--------------------	--



Rvto. / Wall / Rvto.: **Niro Brillo 40x120** - Rlv. Niro Brillo 40x120
Pvto. / Floor / Sol: **Fiume Nero 60x120**



Disponible en / Available in / Disponible:
Niro Gres Porcelánico / Porcelain Tiles / Grès Cérame - MATERIA

Empaquetado / Packaging / Emballage


Formato	pz/cj	m ² /cj	cj/pl	m ² /pl	kg/cj	kg/pl
40x120	3	1.44	20	28.80	28.00	580.00
1,5x120	18	-	-	-	5.00	-



Formatos / Sizes / Formats

33,3x100 13,11"x39,37"	7 mm Rlv. 8 mm REC.
----------------------------------	----------------------------------


30x60 11,81"x23,62"	7 mm Rlv. 8 mm REC.
-------------------------------	----------------------------------



• Nuva	Blanco	33,3x100	Rec.	M64	031.627.0012.07579	GLD
• Nuva	Blanco	30x60	Rec.	M44	031.547.0012.07579	GLD



• Nuva	Moka	33,3x100	Rec.	M64	031.627.0240.07579	GLD
• Nuva	Moka	30x60	Rec.	M44	031.547.0240.07579	GLD




• Nuva	Arena	33,3x100	Rec.	M64	031.627.0017.07579	GLD
• Nuva	Arena	30x60	Rec.	M44	031.547.0017.07579	GLD




• Mold. Metal	Brillo	1,5x100		P35	032.430.0804.01211	GLD
---------------	--------	---------	--	-----	--------------------	-----



• Mold. Metal	Mate	1,5x100		P35	032.430.0803.01211	MAT
---------------	------	---------	--	-----	--------------------	-----



• Mold. Metal	Bronce Brillo	1,5x100		P39	032.430.0336.01211	GLD
---------------	---------------	---------	--	-----	--------------------	-----



• Nuva	Perla	33,3x100	Rec.	M64	031.627.0037.07579	GLD
• Nuva	Perla	30x60	Rec.	M44	031.547.0037.07579	GLD



• Rlv. Nuva	Blanco	33,3x100	Rec.	M64	031.627.0012.07594	GLD
-------------	--------	----------	------	-----	--------------------	-----



• Rlv. Nuva	Moka	33,3x100	Rec.	M64	031.627.0240.07594	GLD
-------------	------	----------	------	-----	--------------------	-----



• Rlv. Nuva	Marengo	33,3x100	Rec.	M64	031.627.0028.07594	GLD
-------------	---------	----------	------	-----	--------------------	-----



• Nuva	Marengo	33,3x100	Rec.	M64	031.627.0028.07579	GLD
• Nuva	Marengo	30x60	Rec.	M44	031.547.0028.07579	GLD



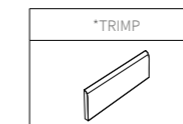
• Dec. Nuva		33,3x100	Rec.	M64	031.627.0001.07586	GLD
• Dec. Nuva		30x60	Rec.	M44	031.547.0001.07586	GLD



• Ordesa	Roble	33,3x100	Rec.	M64	031.627.0036.02244	MAT
• Ordesa	Roble	30x60	Rec.	M44	031.547.0036.02244	MAT



Rvto. / Wall / Rvmt.: Nuva Moka 33,3x100 - Dec. Nuva 33,3x100 - Nuva Arena 33,3x100
Pvto. / Floor / Sol: Omnia Noce 60x60 - Malla Omnia Noce 30x30 (7x7)



Piezas especiales / Special pieces / Pièces especiales (No Rlv. / No Dec. / No 30x60)

Consultar en página / Consult on page / Consulter en page: 344

Empaquetado / Packaging / Emballage

Formato	pz/cj	m²/cj	cj/pl	m²/pl	kg/cj	kg/pl
33,3x100	6	2.00	48	96.00	24.00	1,174.00
33,3x100 Rlv.	5	1.67	48	80.16	25.00	1,222.00
30x60	9	1.62	60	97.20	20.00	1,229.00
1,5x100	12	-	-	-	2.60	-

ODEON



Formatos / Sizes / Formats

30x90
11,81"x35,43"
8,7 mm
REC.




● Rlv. Odeon Marfil 30x90 Rec. M64 031.872.0033.09140



● Rlv. Odeon Blanco 30x90 Rec. M64 031.872.0012.09140



● Odeon Marfil 30x90 Rec. M64 031.872.0033.09132



● Odeon Blanco 30x90 Rec. M64 031.872.0012.09132



● Dec. Odeon Beige 30x90 Rec. M64 031.872.0007.09146



● Dec. Odeon Gris 30x90 Rec. M64 031.872.0002.09146



● Odeon Cobre 30x90 Rec. M64 031.872.0092.09132



● Odeon Marengo 30x90 Rec. M64 031.872.0028.09132

● Mold. Metal Brillo 1,5x90 P38 032.007.0804.01211



Rvto. / Wall / Rvrm.: **Odeon Blanco 30x90 - Dec. Odeon Gris 30x90**
Pvto. / Floor / Sol.: **Odeon Marengo 90x90**



Disponible en / Available in / Disponible:
Odeon Gres Porcelánico / Porcelain Tiles / Grès Cérame Pág. / Page / Page 60

Empaquetado / Packaging / Emballage

Formato	pz/cj	m ² /cj	cj/pl	m ² /pl	kg/cj	kg/pl
30x90	5	1.35	63	85.05	20.22	1,295.86
1,5x90	21	-	-	-	5.50	-

REGAL



Formatos / Sizes / Formats


30x90
11,81"x35,43"
8,7 mm
REC.



● Ondas Regal Perla 30x90 Rec. M64 031.872.0037.09212




● Ondas Regal Arena 30x90 Rec. M64 031.872.0017.09212



● Regal Perla 30x90 Rec. M64 031.872.0037.02794



● Regal Arena 30x90 Rec. M64 031.872.0017.02794



● Rlv. Regal Marengo 30x90 Rec. M64 031.872.0028.09211



● Rlv. Regal Tabaco 30x90 Rec. M64 031.872.0113.09211



● Regal Marengo 30x90 Rec. M64 031.872.0028.02794




● Regal Tabaco 30x90 Rec. M64 031.872.0113.02794



● Mold. Metal Brillo 1,5x90 P38 032.007.0804.01211



Rvto. / Wall / Rvtm.: **Regal Arena 30x90 - Rlv. Regal Tabaco 30x90 - Regal Tabaco 30x90**
Pvto. / Floor / Sol: **Oldmanor Arena 25x150**



Empaquetado / Packaging / Emballage

Formato	pz/cj	m ² /cj	cj/pl	m ² /pl	kg/cj	kg/pl
30x90	5	1.35	63	85.05	20.22	1,295.86
1,5x90	21	-	-	-	5.50	-

ROVERE RLV



Formatos / Sizes / Formats

40x120
15,74"x47,24"
11 mm
REC.



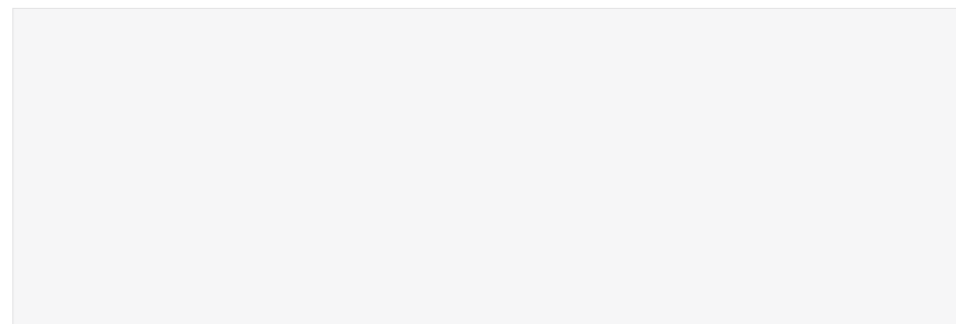
• Rlv. Rovere Bark 40x120 Rec. M79 031.412.0476.11428



• Rlv. Rovere Honey 40x120 Rec. M79 031.412.0358.11428



• Rlv. Rovere Brown 40x120 Rec. M79 031.412.0109.11428



• Tripoli Mate Snow 40x120 Rec. M79 031.412.0296.01316

• Mold. Metal Brillo 1,5x120 Rec. P41 032.428.0804.01211



Rvto. / Wall / Rvtm.: **Rlv. Rovere Honey 40x120 - Cellini M. Blanco 60x120 Compaglass**
Pvto. / Floor / Sol: **Rovere Honey 20x120**



Disponibile en / Available in / Disponible:
Rovere Gres Porcelánico / Porcelain Tiles / Grès Cérame Pág. / Page / Page 156

Empaquetado / Packaging / Emballage


Formato	pz/cj	m ² /cj	cj/pl	m ² /pl	kg/cj	kg/pl
40x120	3	1.44	20	28.80	28.00	580.00
1,5x120	18	-	-	-	5.00	-

SILKSTONE



Formatos / Sizes / Formats

30x90
11,81"x35,43"
8,7 mm
REC.



● Silkstone Blanco 30x90 Rec. M64 031.872.0012.00178



● Silkstone Perla 30x90 Rec. M64 031.872.0037.00178



● Silkstone Arena 30x90 Rec. M64 031.872.0017.00178

● Mold. Metal Brillo 1,5x90 P38 032.007.0804.01211



● Rlv. Silkstone Blanco 30x90 Rec. M64 031.872.0012.00190



● Rlv. Silkstone Perla 30x90 Rec. M64 031.872.0037.00190



● Rlv. Silkstone Arena 30x90 Rec. M64 031.872.0017.00190



Rvto. / Wall / Rvtm.: **Silkstone Blanco 30x90 - Rlv. Silkstone Perla 30x90**



Rvto. / Wall / Rvtm.: **Silkstone Perla 30x90 - Rlv. Silkstone Perla 30x90**
Pvto. / Floor / Sol.: **Eszen Zircon 45x90**



Empaquetado / Packaging / Emballage

Formato	pz/cj	m ² /cj	cj/pl	m ² /pl	kg/cj	kg/pl
30x90	5	1.35	63	85.05	20.22	1,295.86
1,5x90	21	-	-	-	5.50	-

SILS



Formatos / Sizes / Formats

33,3x100
13,11"x39,37"
7 mm
Rlv. 8 mm
REC.

30x60
11,81"x23,62"
7 mm
REC.



• Siam Crema 33,3x100 Rec. M64 031.627.0096.01134
• Siam Crema 30x60 Rec. M44 031.547.0096.01134



• Siam Perla 33,3x100 Rec. M64 031.627.0037.01134
• Siam Perla 30x60 Rec. M44 031.547.0037.01134



• Sils Arena 33,3x100 Rec. M64 031.627.0017.02568
• Sils Arena 30x60 Rec. M44 031.547.0017.02568



• Sils Ceniza 33,3x100 Rec. M64 031.627.0019.02568
• Sils Ceniza 30x60 Rec. M44 031.547.0019.02568



• Rlv. Sils Arena 33,3x100 Rec. M64 031.627.0017.03834



• Rlv. Sils Ceniza 33,3x100 Rec. M64 031.627.0019.03834

• Mold. Metal Brillo 1,5x100 P30 032.430.0804.01211

• Mold. Metal Bronce Brillo 1,5x100 P34 032.430.0336.01211

• Mold. Metal Mate 1,5x100 P30 032.430.0803.01211



• Sils Topo 33,3x100 Rec. M64 031.627.0270.02568



• Sils Gris 33,3x100 Rec. M64 031.627.0002.02568



• Rlv. Sils Topo 33,3x100 Rec. M64 031.627.0270.03834



• Rlv. Sils Gris 33,3x100 Rec. M64 031.627.0002.03834



• Silet Taupe 30x60 Rec. M44 031.547.0285.08919



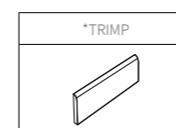
• Silet Gris 30x60 Rec. M44 031.547.0002.08919



Rvto. / Wall / Rvtrn.: **Sils Ceniza 30x60 - Silet Gris 30x60**
Pvto. / Floor / Sol.: **Omnia Neutro 60x60**

Piezas especiales / Special pieces / Pieces especiales (No Rlv. / No Dec. / No 30x60)

Consultar en página / Consult on page / Consulter en page: 344



Empaquetado / Packaging / Emballage

Formato	pz/cj	m²/cj	cj/pl	m²/pl	kg/cj	kg/pl
33,3x100	6	2.00	48	96.00	24.00	1,174.00
33,3x100 Rlv.	5	1.67	48	80.16	25.00	1,220.00
30x60	9	1.62	60	97.20	20.00	1,229.00
1,5x100	12	-	-	-	2.60	-



SOUL - WABE



Formatos / Sizes / Formats

25x75
9,84"x29,53"
10 mm



● Soul Blanco 25x75 M46 027.725.0012.02882



● Soul Perla 25x75 M46 027.725.0037.02882



● Dec. Verdi 25x75 M180 028.725.0012.00829



● Dec. Bellini 25x75 M180 028.725.0001.01729




● Soul Natural 25x75 M46 027.725.0102.02882




● Wabe Natural 25x75 M46 027.725.0102.02890



● Dec. Puccini 25x75 M180 028.725.0001.02931



● Mold. Metal Plata Brillo 2x75 P39 028.719.0804.02466



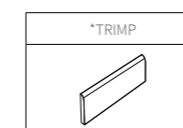
● Mold. Metal Plata Mate 2x75 P39 028.719.0803.02466



Rvto. / Wall / Rvtm.: **Wabe Natural 25x75 - Soul Blanco 25x75**

Piezas especiales / Special pieces / Pieces especiales (No Rlv. / No Dec.)

Consultar en página / Consult on page / Consulter en page: 344



Empaquetado / Packaging / Emballage


Formato	pz/cj	m ² /cj	cj/pl	m ² /pl	kg/cj	kg/pl
25x75	7	1.31	48	62.88	20.50	1,004.00
25x75 Dec.	6	1.13	60	67.80	22.50	1,370.00
2x75	21	-	-	-	5.76	-





Formatos / Sizes / Formats

33,3x100 13,11"x39,37"	7 mm	33,3x100 Rlv. 13,11"x39,37"	8 mm
REC.		REC.	



● Symi Perla 33,3x100 Rec. M64 031.627.0037.03179



● Rlv. Symi Perla 33,3x100 Rec. M64 031.627.0037.04060



● Symi Marfil 33,3x100 Rec. M64 031.627.0033.03179



● Rlv. Symi Marfil 33,3x100 Rec. M64 031.627.0033.04060




● Symi Topo 33,3x100 Rec. M64 031.627.0270.03179



● Rlv. Symi Topo 33,3x100 Rec. M64 031.627.0270.04060



● Dec. Symi 33,3x100 Rec. M64 031.627.0001.01712



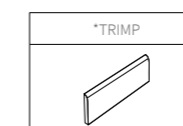
● Mold. Metal Brillo 1,5x100 P35 032.430.0804.01211

● Mold. Metal Mate 1,5x100 P35 032.430.0803.01211

● Mold. Metal Bronce Brillo 1,5x100 P39 032.430.0336.01211



Rvto. / Wall / Rvtrm.: **Symi Topo 33,3x100 - Rlv. Symi Topo 33,3x100**
Pvto. / Floor / Sol: **Oldmanor Tabaco 25x150**



Piezas especiales / Special pieces / Pièces especiales (No Rlv. / No Dec.)

Consultar en página / Consult on page / Consulter en page: 344

Empaquetado / Packaging / Emballage

Formato	pz/cj	m ² /cj	cj/pl	m ² /pl	kg/cj	kg/pl
33,3x100	6	2.00	48	96.00	24.00	1,174.00
33,3x100 Rlv.	5	1.67	48	80.16	25.00	1,220.00
1,5x100	12	-	-	-	2.60	-

TORANO



Formatos / Sizes / Formats

33,3x100 13,11"x39,37"	▼ 7 mm ▲ mm Rlv. ▲ 8 mm REC.	30x60 11,81"x23,62"	▼ 7 mm ▲ mm REC.
----------------------------------	---------------------------------------	-------------------------------	------------------------



• Torano	Brillo	33,3x100	Rec.	M64	031.627.0804.09878	
• Torano	Mate	33,3x100	Rec.	M64	031.627.0803.09878	
• Torano	Brillo	30x60	Rec.	M44	031.547.0804.09878	
• Torano	Mate	30x60	Rec.	M44	031.547.0803.09878	

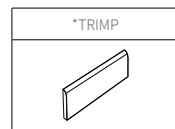


• Rlv. Torano	Brillo	33,3x100	Rec.	M64	031.627.0804.10103	
• Rlv. Torano	Mate	33,3x100	Rec.	M64	031.627.0803.10103	
• Rlv. Torano	Brillo	30x60	Rec.	M44	031.547.0804.10103	
• Rlv. Torano	Mate	30x60	Rec.	M44	031.547.0803.10103	

• Mold. Metal	Brillo	1,5x100	P35	032.430.0804.01211	
---------------	--------	---------	-----	--------------------	--

• Mold. Metal	Mate	1,5x100	P35	032.430.0803.01211	
---------------	------	---------	-----	--------------------	--

• Mold. Metal	Bronce Brillo	1,5x100	P39	032.430.0336.01211	
---------------	---------------	---------	-----	--------------------	--



Piezas especiales / Special pieces / Pièces especiales
(No Rlv. / No Dec.)

Consultar en página / Consult on page / Consulter en page: 344



Combinalo con... / combine it with / combiné avec
Cellini 33,3x100 Pág. / Page / Page 182
Desert 33,3x100 Pág. / Page / Page 186
Wells 33,3x100 Pág. / Page / Page 266

Disponible en / Available in / Disponible:
Torano Gres Porcelánico / Porcelain Tiles / Grès Cérame - MATERIA



Rvtos Wall / Rvtos. Rlv. Torano Brillo 33,3x100 - Torano Brillo 33,3x100



• Oasis Mix 33,3x100 Rec. M64 031.627.0100.10100



• Class Mix 33,3x100 Rec. M64 031.627.0100.10354

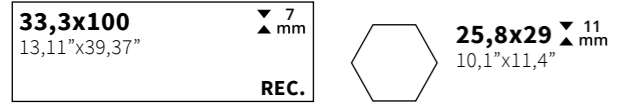
Empaquetado / Packaging / Emballage

Formato	pz/cj	m ² /cj	cj/pl	m ² /pl	kg/cj	kg/pl
33,3x100	6	2.00	48	96.00	24.00	1,174.00
33,3x100 Rlv.	5	1.67	48	80.16	25.00	1,220.00
30x60	9	1.62	60	97.20	20.00	1,229.00
1,5x100	12	-	-	-	2.60	-

TREND COLLECTION / AN TIC TREND



Formatos / Sizes / Formats



Antic Trend 33,3x100 Rec. M64 031.627.0001.10292

Hexagono 25,8x29
Antic Trend M80 015.122.0001.10292
Compacglass
Gres Porcelánico Esmaltado
Glazed Porcelain Tiles · Grès Cérame Émaillé



Rvto. / Wall / Rvtm.: **Antic Trend 33,3x100 - Sils Arena 33,3x100**
Pvto. / Floor / Sol: **Nera Roble 25x150**

Rvto. / Wall / Rvtm.: **Antic Trend 33,3x100 - Vita Arena 60x120**
Pvto. / Floor / Sol: **Vita Arena 60x60**



Empaquetado / Packaging / Emballage

Formato	pz/cj	m ² /cj	cj/pl	m ² /pl	kg/cj	kg/pl
33,3x100	6	2.00	48	96.00	24.00	1,174.00
25,8x29	18	1.00	48	48.00	22.50	1,100.00

TREND COLLECTION / MODERN TREND



Formatos / Sizes / Formats

33,3x100
13,11"x39,37"
REC.

25,8x29
10,1"x11,4"
HEX.



Modern Trend Mix 33,3x100 Rec. M64 031.627.0100.10291

Hexagono Mix 25,8x29
Modern Trend M80 015.122.0100.10291
Compacglass
Gres Porcelánico Esmaltado
Glazed Porcelain Tiles · Grès Cérame Émaillé



Rvto. / Wall / Rvtn.: **Modern Trend 33,3x100 - Sils Arena 33,3x100**
Pvto. / Floor / Sol: **Nera Roble 25x150**



Rvto. / Wall / Rvtn.: **Modern Trend 33,3x100 - Ageri Blanco 33,3x100**
Pvto. / Floor / Sol: **Nera Roble 25x150**



Empaquetado / Packaging / Emballage

Formato	pz/cj	m ² /cj	cj/pl	m ² /pl	kg/cj	kg/pl
33,3x100	6	2.00	48	96.00	24.00	1,174.00
25,8x29	18	1.00	48	48.00	22.50	1,100.00


TREND COLLECTION / ROYAL TREND

PASTA BLANCA
 REVESTIMIENTO PASTA BLANCA RECTIFICADA · RECTIFIED WHITE BODY WALL TILES · REVÊTEMENT PÂTE BLANCHE RECTIFIÉE



Formatos / Sizes / Formats

33,3x100 13,11"x39,37"	7 mm REC.	25,8x29 10,1"x11,4"	11 mm
----------------------------------	--------------	-------------------------------	-------



Royal Trend Blue 33,3x100 Rec. M64 031.627.0111.10290

Hexagono Blue 25,8x29
 Royal Trend M80 015.122.0111.10290
Compacglass
 Gres Porcelánico Esmaltado
 Glazed Porcelain Tiles · Grès Cérame Émaillé



Rvto. / Wall / Rvrm.: **Royal Trend 33,3x100 - Sils Ceniza 33,3x100**
 Pvto. / Floor / Sol: **Nera Roble 25x150**

Rvto. / Wall / Rvrm.: **Royal Trend 33,3x100 - Sils Ceniza 33,3x100**
 Pvto. / Floor / Sol: **Omnia Ash 90x90**



Empaquetado / Packaging / Emballage

Formato	pz/cj	m ² /cj	cj/pl	m ² /pl	kg/cj	kg/pl
33,3x100	6	2.00	48	96.00	24.00	1,174.00
25,8x29	18	1.00	48	48.00	22.50	1,100.00

TREND COLLECTION / VEGETAL TREND



Formatos / Sizes / Formats

33,3x100 13,11"x39,37"	7 mm REC.	25,8x29 10,1"x11,4"
----------------------------------	--------------	-------------------------------



● Vegetal Trend Green 33,3x100 Rec. M64 031.627.0110.10289

● Hexagono Green 25,8x29
Vegetal Trend M80 015.122.0110.10289
Compacglass
Gres Porcelánico Esmaltado
Glazed Porcelain Tiles · Grès Cérame Émaillé



Rvto. / Wall / Rvrm.: **Vegetal Trend 33,3x100 - Sils Topo 33,3x100**
Pvto. / Floor / Sol: **Nera Roble 25x150**

Rvto. / Wall / Rvrm.: **Vegetal Trend 33,3x100 - Torano Mate 33,3x100**
Pvto. / Floor / Sol: **Duplostone Marfil 60x60**



Empaquetado / Packaging / Emballage

Formato	pz/cj	m ² /cj	cj/pl	m ² /pl	kg/cj	kg/pl
33,3x100	6	2.00	48	96.00	24.00	1,174.00
25,8x29	18	1.00	48	48.00	22.50	1,100.00




Formatos / Sizes / Formats

40x120
15,74"x47,24"
11 mm
REC.

8x44,2
3,14"x17,40"
8,5 mm

30x90
11,81"x35,43"
8,7 mm
10,5 mm
Rlv.
REC.



• Vita Perla 40x120 Rec. M79 031.412.0037.01227



• Rlv. Vita Perla 40x120 Rec. M79 031.412.0037.10145



• Vita Gris 40x120 Rec. M79 031.412.0002.01227



• Rlv. Vita Gris 40x120 Rec. M79 031.412.0002.10145

• Mold. Metal Brillo 1,5x120 Rec. P41 032.428.0804.01211



Rvto. / Wall / Rvtm.: **Vita Perla 40x120 - Rlv. Vita Perla 40x120**



• Vita Arena 40x120 Rec. M79 031.412.0017.01227



• Rlv. Vita Arena 40x120 Rec. M79 031.412.0017.10145

• Rlv. Vita Mix-Gris 8x44,2 M70 015.681.0300.10145

Compacglass
Gres Porcelánico Esmaltado
Glazed Porcelain Tiles · Grès Cérame Émaillé

• Rlv. Vita Arena 8x44,2 M70 015.681.0017.10145

Compacglass
Gres Porcelánico Esmaltado
Glazed Porcelain Tiles · Grès Cérame Émaillé



Rvto. / Wall / Rvtm.: **Vita Arena 40x120 - Rlv. Vita Arena 40x120**
Pvto. / Floor / Sol: **Omnia Noce 60x60**

Empaquetado / Packaging / Emballage

Formato	pz/cj	m ² /cj	pl	m ² /pl	kg/cj	kg/pl
40x120	3	1.44	20	28.80	28.00	580.00
1,5x120	18	-	-	-	5.00	-
8x44,2	24	0.85	64	54.40	17.30	1.127.20



Disponible en / Available in / Disponible:
Vita Gres Porcelánico / Porcelain Tiles / Grès Cérame
Pág. / Page / Page 80



Formatos / Sizes / Formats

30x90 11,81"x35,43"	▲ 8,7 mm ▼ 8,7 mm	30x90 Rlv.Life 11,81"x35,43"	▲ 10,5 mm ▼ 10,5 mm	8x44,2 3,14"x17,40"	▲ 8,5 mm ▼ 8,5 mm	40x120 15,74"x47,24"	▲ 11 mm ▼ 11 mm
REC.		REC.				REC.	



● Vita Perla 30x90 Rec. M64 031.872.0037.01227



● Vita Gris 30x90 Rec. M64 031.872.0002.01227



● Vita Arena 30x90 Rec. M64 031.872.0017.01227



● Rlv.Vita Mix-Gris 30x90 Rec. M64 031.872.0300.10145



● Mold.Metal Brillo 1,5x90 P38 032.007.0804.01211



● Rlv.Life Perla 30x90 Rec. M64 031.872.0037.11102



● Rlv.Life Gris 30x90 Rec. M64 031.872.0002.11102



● Rlv.Life Arena 30x90 Rec. M64 031.872.0037.11102



● Rlv.Vita Arena 30x90 Rec. M64 031.872.0017.10145



● Rlv.Vita Mix-Gris 8x44,2 M70 015.681.0300.10145



● Rlv.Vita Arena 8x44,2 M70 015.681.0017.10145

Compacglass
Gres Porcelánico Esmaltado · Glazed Porcelain Tiles · Grès Cérame Émaillé



Rvto. / Wall / Rvto.: **Vita Arena 30x90** - Rlv. Vita Arena 30x90
Pvto. / Floor / Sol: **Oldmanor Tabaco 25x150**



Disponible en / Available in / Disponible:
Vita Gres Porcelánico / Porcelain Tiles / Grès Cérame
Pág. / Page / Page 80

Empaquetado / Packaging / Emballage

Formato	pz/cj	m ² /cj	cj/pl	m ² /pl	kg/cj	kg/pl
30x90	5	1.35	63	85.05	20.22	1.295.86
30x90 Rlv.Life	4	1.08	63	68.04	18.00	1.156.00
1,5x90	21	-	-	-	5.50	-
8x44,2	24	0.85	64	54.40	17.30	1.127.20

WELLS



Formatos / Sizes / Formats

33,3x100 13,11"x39,37"	7 mm ▲ mm	33,3x100 Rlv. 13,11"x39,37"	8 mm ▲ mm
REC.		REC.	



Wells Pearl	33,3x100	Rec.	M64	031.627.0169.06159	
Wells M. Pearl	33,3x100	Rec.	M64	031.627.0169.09871	



Wells Ash	33,3x100	Rec.	M64	031.627.0344.06159	
Wells M. Ash	33,3x100	Rec.	M64	031.627.0344.09871	




Rlv. Wells Pearl	33,3x100	Rec.	M64	031.627.0169.10099	
------------------	----------	------	-----	--------------------	--



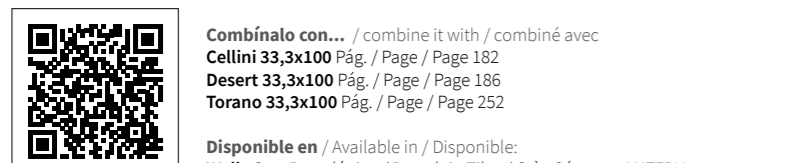
Rlv. Wells Ash	33,3x100	Rec.	M64	031.627.0344.10099	
----------------	----------	------	-----	--------------------	--



Cellini Brillo	33,3x100	Rec.	M64	031.627.0804.09556	
----------------	----------	------	-----	--------------------	--



Mold. Metal Brillo	1,5x100	P35		032.430.0804.01211	
--------------------	---------	-----	--	--------------------	--



Mold. Metal Mate	1,5x100	P35		032.430.0803.01211	
------------------	---------	-----	--	--------------------	--



Mold. Metal Bronce Brillo	1,5x100	P39		032.430.0336.01211	
---------------------------	---------	-----	--	--------------------	--



Oasis Mix	33,3x100	Rec.	M64	031.627.0100.10100	
-----------	----------	------	-----	--------------------	--



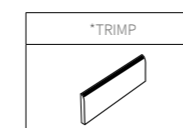
Class Mix	33,3x100	Rec.	M64	031.627.0100.10354	
-----------	----------	------	-----	--------------------	--



Rvto. / Wall / Rvto.: Wells Ash 33,3x100 - Rlv. Wells Perla 33,3x100 - Class Mix 33,3x100
Pvto. / Floor / Sol: Wells Ash 120x120

Piezas especiales / Special pieces / Pièces especiales (No Rlv. / No Dec.)

Consultar en página / Consult on page / Consulter en page: 344



Empaquetado / Packaging / Emballage

Formato	pz/cj	m ² /cj	cj/pl	m ² /pl	kg/cj	kg/pl
33,3x100	6	2.00	48	96.00	24.00	1,174.00
33,3x100 Rlv.	5	1.67	48	80.16	25.00	1,220.00
1,5x100	12	-	-	-	2.60	-

WELLS



Formatos / Sizes / Formats

33,3x100 13,11"x39,37"	7 mm	33,3x100 Rlv. 13,11"x39,37"	8 mm
REC.		REC.	



Wells	Cream	33,3x100	Rec.	M64	031.627.0163.06159
Wells M.	Cream	33,3x100	Rec.	M64	031.627.0163.09871



Rlv. Wells	Cream	33,3x100	Rec.	M64	031.627.0163.10099
------------	-------	----------	------	-----	--------------------



Torano	Brillo	33,3x100	Rec.	M64	031.627.0804.09878
--------	--------	----------	------	-----	--------------------



Oasis	Mix	33,3x100	Rec.	M64	031.627.0100.10100
-------	-----	----------	------	-----	--------------------

Mold. Metal	Bronce Brillo	1,5x100	P39	032.430.0336.01211
-------------	---------------	---------	-----	--------------------


Mold. Metal	Brillo	1,5x100	P35	032.430.0804.01211
-------------	--------	---------	-----	--------------------



Wells	Moka	33,3x100	Rec.	M64	031.627.0240.06159
Wells M.	Moka	33,3x100	Rec.	M64	031.627.0240.09871



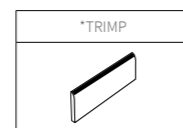
Rlv. Wells	Moka	33,3x100	Rec.	M64	031.627.0240.10099
------------	------	----------	------	-----	--------------------



Desert	Natural	33,3x100	Rec.	M64	031.627.0102.04037
--------	---------	----------	------	-----	--------------------



Class	Mix	33,3x100	Rec.	M64	031.627.0100.10354
-------	-----	----------	------	-----	--------------------



Piezas especiales / Special pieces / Pièces especiales
(No Rlv. / No Dec.)

Consultar en página / Consult on page / Consulter en page: 344



Rvto. / Wall / Rvtrm.: Wells M. Cream 33,3x100 - Wells M. Moka 33,3x100
Pvto. / Floor / Sol: Wells M. Moka 90x90



Rvto. / Wall / Rvtrm.: Wells Cream 33,3x100 - Oasis Mix 33,3x100
Pvto. / Floor / Sol: Wells Cream 120x120


Empaquetado / Packaging / Emballage

Formato	pz/cj	m ² /cj	cj/pl	m ² /pl	kg/cj	kg/pl
33,3x100	6	2.00	48	96.00	24.00	1,174.00
33,3x100 Rlv.	5	1.67	48	80.16	25.00	1,220.00
1,5x100	12	-	-	-	2.60	-




Formatos / Sizes / Formats

20x60 ∇ 9,5 mm
7,87"x23,62"



• Tripoli Mate Snow 20x60 M35 027.670.0296.01316



• Tripoli Blanco 20x60 M35 027.670.0012.01205



• Mold. Metal Plata Mate 2x60,1 P29 028.293.0803.02466



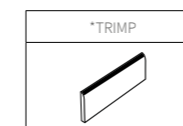
• Mold. Metal Plata Brillo 2x60,1 P29 028.293.0804.02466



Rvto. / Wall / Rvrm.: **Tripoli Mate Snow 20x60**

Piezas especiales / Special pieces / Pièces especiales (No Rlv.)

Consultar en página / Consult on page / Consulter en page: 344



Empaquetado / Packaging / Emballage

Formato	pz/cj	m ² /cj	cj/pl	m ² /pl	kg/cj	kg/pl
20x60	9	1.08	64	69.12	17.90	1,165.60
2x60,1	10	-	-	-	2.05	-




WHITES COTON - GLACE - LINEN NEIGE - ROSSINI - VOILE - TRIPOLI



Formatos / Sizes / Formats


25x75
9,84"x29,53"




• Coton Blanco 25x75 M46 027.725.0012.02880




• Glace Blanco 25x75 M46 027.725.0012.02879



• Linen Blanco 25x75 M46 027.725.0012.02881



• Mold. Metal Plata Brillo 2x75 P39 028.719.0804.02466



• Mold. Metal Plata Mate 2x75 P39 028.719.0803.02466



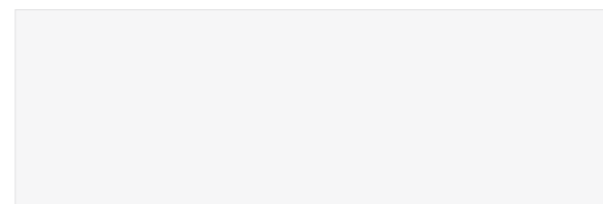
• Neige Blanco 25x75 M46 027.725.0012.02877



• Voile Blanco 25x75 M46 027.725.0012.02878



• Dec. Rossini 25x75 M180 028.725.0001.02932



• Tripoli Blanco 25x75 M46 027.725.0012.01205

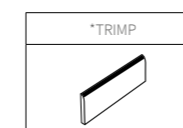
• Tripoli Mate Snow 25x75 M46 027.725.0296.01316



Rvto. / Wall / Rvrm.: Glace Blanco 25x75 - Soul Perla 25x75

Piezas especiales / Special pieces / Pieces especiales (No Rlv.)

Consultar en página / Consult on page / Consulter en page: 344



Empaquetado / Packaging / Emballage

Formato	pz/cj	m ² /cj	cj/pl	m ² /pl	kg/cj	kg/pl
25x75	7	1.31	48	62.88	20.50	1,004.00
25x75 Dec.Rossini	6	1.13	60	67.80	22.50	1,370.00
2x75	21	-	-	-	5.76	-




WHITES TRIPOLI AROSA-BABEL-ORDESA

PASTA BLANCA
REVESTIMIENTO PASTA BLANCA RECTIFICADA · RECTIFIED WHITE BODY WALL TILES · REVÊTEMENT PÂTE BLANCHE RECTIFIÉE

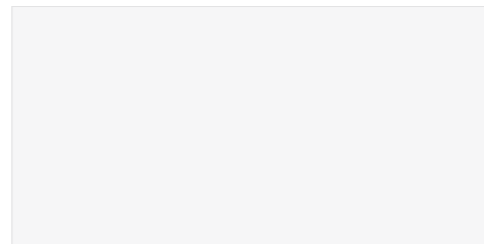


Formatos / Sizes / Formats

30x60 Δ 7 mm
11,81"x23,62"
REC.



• Tripoli Mate Snow 30x60 Rec. M44 031.547.0296.01316



• Tripoli Blanco 30x60 Rec. M44 031.547.0012.01205



• Ordesa Roble 30x60 Rec. M44 031.547.0036.02244




• Mold. Metal Plata Mate 2x60,1 P29 028.293.0803.02466



• Mold. Metal Plata Brillo 2x60,1 P29 028.293.0804.02466



• Babel Snow 30x60 Rec. M190 032.547.0296.01612



• Dec.Arosa Blanco 30x60 Rec. P91 032.451.0012.01034



Rvto. / Wall / Rvtm.: **Tripoli Blanco 30x60**
Pvto. / Floor / Sol.: **Boreal Miel 23x120**



Empaquetado / Packaging / Emballage


Formato	pz/cj	m ² /cj	cj/pl	m ² /pl	kg/cj	kg/pl
30x60	9	1.62	60	97.20	21.50	1,310.00
30x60 Babel	6	1.08	66	71.28	13.50	911.00
30x60 Dec	4	-	-	-	9.00	-
2x60,1	10	-	-	-	2.05	-

WHITES TRIPOLI - DERNIA - ICELAND - SIRTE TOBRUK



Formatos / Sizes / Formats

30x90
11,81"x35,43"
8,7 mm
REC.



• Tripoli Blanco 30x90 Rec. M64 031.872.0012.01205
• Tripoli Mate Snow 30x90 Rec. M64 031.872.0296.01316



• Derna Blanco 30x90 Rec. M64 031.872.0012.00115
• Derna Snow 30x90 Rec. M64 031.872.0296.00115



• Tobruk Blanco 30x90 Rec. M64 031.872.0012.00114
• Tobruk Snow 30x90 Rec. M64 031.872.0296.00114



• Iceland White 30x90 Rec. M64 031.872.0108.10075



• Sirte Blanco 30x90 Rec. M64 031.872.0012.00111
• Sirte Snow 30x90 Rec. M64 031.872.0296.00111



• Mold. Metal Brillo 1,5x90 P38 032.007.0804.01211



Rvto. / Wall / Rvtm.: **Iceland White 30x90**
Pvto. / Floor / Sol: **At. Boi Coto 33,3x33,3**

Rvto. / Wall / Rvtm.: **Sirte Blanco 30x90 - Tripoli Blanco 30x90**
Pvto. / Floor / Sol: **Elk Teka 25x150**

Empaquetado / Packaging / Emballage

Formato	pz/cj	m ² /cj	cj/pl	m ² /pl	kg/cj	kg/pl
30x90	5	1.35	63	85.05	20.22	1.295.86
1,5x90	21	-	-	-	5.50	-



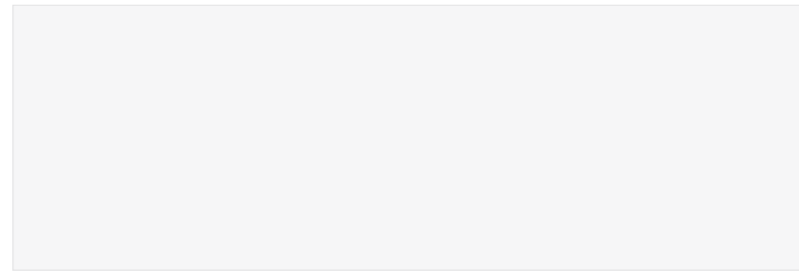
WHITES TRIPOLI - AMALT - ORDESA

PASTA BLANCA
REVESTIMIENTO PASTA BLANCA RECTIFICADA · RECTIFIED WHITE BODY WALL TILES · REVÊTEMENT PÂTE BLANCHE RECTIFIÉE




Formatos / Sizes / Formats

33,3x100
13,11"x39,37"
REC.



• Tripoli	Blanco	33,3x100	Rec.	M64	031.627.0012.01205	
• Tripoli	Mate Snow	33,3x100	Rec.	M64	031.627.0296.01316	



• Amalt	Blanco	33,3x100	Rec.	M64	031.627.0012.00001	
• Amalt	Snow	33,3x100	Rec.	M64	031.627.0296.00001	



• Ordesa	Roble	33,3x100	Rec.	M64	031.627.0036.02244	
----------	-------	----------	------	-----	--------------------	--

• Mold. Metal	Brillo	1,5x100		P35	032.430.0804.01211	
---------------	--------	---------	--	-----	--------------------	--

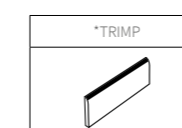
• Mold. Metal	Mate	1,5x100		P35	032.430.0803.01211	
---------------	------	---------	--	-----	--------------------	--



Rvto. / Wall / Rvrm.: **Tripoli Mate Snow 33,3x100 - Ordesa Roble 33,3x100**
Pvto. / Floor / Sol.: **Omnia Ash 90x90**

Piezas especiales / Special pieces / Pièces especiales (No Rlv. / No Dec.)

Consultar en página / Consult on page / Consulter en page: 344



Empaquetado / Packaging / Emballage

Formato	pz/cj	m²/cj	cj/pl	m²/pl	kg/cj	kg/pl
33,3x100	6	2.00	48	96.00	24.00	1,174.00
1,5x100	12	-	-	-	2.60	-



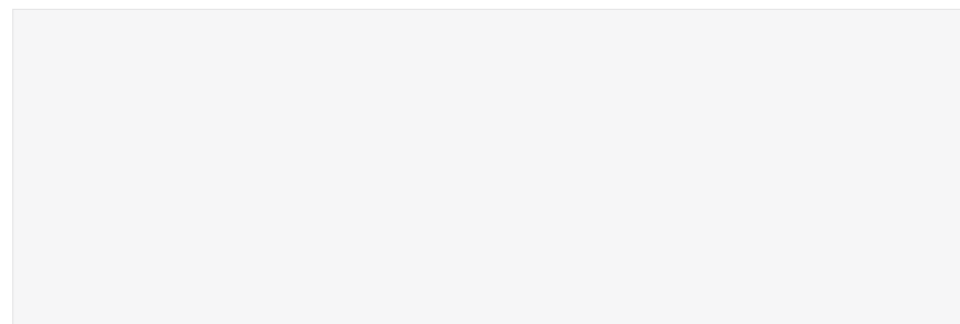
WHITES TRIPOLI - VARENNA - DEC. ANYA

PASTA BLANCA
REVESTIMIENTO PASTA BLANCA RECTIFICADA · RECTIFIED WHITE BODY WALL TILES · REVÊTEMENT PÂTE BLANCHE RECTIFIÉE



Formatos / Sizes / Formats

40x120
15,74"x47,24"
11 mm
REC.



• Tripoli	Blanco	40x120	Rec.	M79	031.412.0012.01205	
• Tripoli	Mate Snow	40x120	Rec.	M79	031.412.0296.01316	



• Varenna	Snow	40x120	Rec.	M79	031.412.0296.10351	
-----------	------	--------	------	-----	--------------------	--



• Dec. Anya		40x120 Pack-2	Rec.	P858	032.555.0001.10847	
-------------	--	---------------	------	------	--------------------	--

• Mold. Metal	Brillo	1,5x120	Rec.	P41	032.428.0804.01211	
---------------	--------	---------	------	-----	--------------------	--



Rvto. / Wall / Rvrm.: **Tripoli Mate Snow 40x120 - Dec. Anya Argent 40x120 Pack-2 - Varenna Snow 40x120**
Pvto. / Floor / Sol: **Oldmanor Ambar 25x150**



Empaquetado / Packaging / Emballage

Formato	pz/cj	m ² /cj	cj/pl	m ² /pl	kg/cj	kg/pl
40x120	3	1.44	20	28.80	28.00	580.00
40x120 Pack-2	2	-	-	-	18.70	-
1,5x120	18	-	-	-	5.00	-

ZEN COLLECTION /NAHA-NAGOYA

PASTA BLANCA
REVESTIMIENTO PASTA BLANCA RECTIFICADA · RECTIFIED WHITE BODY WALL TILES · REVÊTEMENT PÂTE BLANCHE RECTIFIÉE



Formatos / Sizes / Formats

40x120 Pack-2 15,74"x47,24"	11 mm
	REC.



● Dec. Naha 40x120 Pack-2 Rec. P500 032.555.0001.12219



● Dec. Nagoya 40x120 Pack-2 Rec. P500 032.555.0001.12220



Rvto. / Wall / Rvrm.: **Dec. Naha 40x120 Pack-2 - Konzept Nacar 120x260**
Pvto. / Floor / Sol: **Konzept Nacar 120x120**



Rvto. / Wall / Rvrm.: **Dec. Nagoya 40x120 Pack-2 - Konzept Argent 120x260**
Pvto. / Floor / Sol: **Konzept Argent 120x120**



Empaquetado / Packaging / Emballage

Formato	pz/cj	m ² /cj	cj/pl	m ² /pl	kg/cj	kg/pl
40x120 Pack-2	2	-	-	-	18.70	-

ZEN COLLECTION / TOKAI

PASTA BLANCA
REVESTIMIENTO PASTA BLANCA RECTIFICADA · RECTIFIED WHITE BODY WALL TILES · REVÊTEMENT PÂTE BLANCHE RECTIFIÉE



Formatos / Sizes / Formats


40x120 Pack-2 15,74"x47,24"	11 mm
	REC.



• Dec. Tokai 40x120 Pack-2 Rec. P500 032.555.0001.12218



Rvto. / Wall / Rvtrm.: **Dec. Tokai 40x120 Pack-2**
Pvto. / Floor / Sol: **Koncept Nacar 120x120**



Empaquetado / Packaging / Emballage

Formato	pz/cj	m ² /cj	cj/pl	m ² /pl	kg/cj	kg/pl
40x120 Pack-2	2	-	-	-	18.70	-



REVESTIMIENTO
PASTA ROJA

RED BODY WALL TILES
REVÊTEMENT PÂTE ROUGE



Formatos / Sizes / Formats

31,6x60 ^{9,5}/_{mm}
12,44"x23,62"



● Albi Blanco 31,6x60 M33 002.655.0012.10136



● Rlv. Albi Gris 31,6x60 M33 002.655.0002.10137



● Albi Perla 31,6x60 M33 002.655.0037.10136



● Mold, Metal Plata Brillo 2x60 P29 005.744.0804.02466



● Dec. Albi Mix 31,6x60 M33 002.655.0100.10269



● Rlv. Albi Beige 31,6x60 M33 002.655.0007.10137



● Albi Beige 31,6x60 M33 002.655.0007.10136



Rvto. / Wall / Rvrtm.: Albi Beige 31,6x60 - Rlv. Albi Beige 31,6x60
Pvto. / Floor / Sol: Nera Nogal 25x150



Empaquetado / Packaging / Emballage


Formato	pz/cj	m ² /cj	cj/pl	m ² /pl	kg/cj	kg/pl
31,6x60	8	1.52	48	72.96	26.00	1268.00
2x60	10	-	-	-	2.05	-

ARTISAN



Formatos / Sizes / Formats

31,6x60 ^{9,5}mm
12,44"x23,62"



● Pre.Artisan Blanco 31,6x60 M42 002.655.0012.11172



● Pre.Artisan Greige 31,6x60 M42 002.655.0408.11172



● Pre.Artisan Azul 31,6x60 M42 002.655.0004.11172



● Pre.Artisan Fresh 31,6x60 M42 002.655.0570.11172



● Pre.Artisan Crema 31,6x60 M42 002.655.0096.11172



● Pre.Artisan Coral 31,6x60 M42 002.655.0040.11172



● Pre.Artisan Verde 31,6x60 M42 002.655.0005.11172



● Pre.Artisan Warm 31,6x60 M42 002.655.0603.11172

● Mold. Metal Plata Brillo 2x60 P29 005.744.0804.02466



Rvto. / Wall / Rvrm.: Pre.Artisan Crema 31,6x60 - Pre.Artisan Warm 31,6x60 - At.Viggo Arce 20x120
Pvto. / Floor / Sol.: At.Viggo Arce 20x120



Empaquetado / Packaging / Emballage

Formato	pz/cj	m ² /cj	cj/pl	m ² /pl	kg/cj	kg/pl
31,6x60	8	1.52	48	72.96	26.00	1268.00
2x60	10	-	-	-	2.05	-



Formatos / Sizes / Formats


31,6x60 ^{9,5}mm
 12,44"x23,62"



● Artline Bianco 31,6x60
 M33 002.655.0150.12077



● Artline Greige 31,6x60
 M33 002.655.0408.12077



● Artline Amber 31,6x60
 M33 002.655.0382.12077




● Artline Aqua 31,6x60
 M33 002.655.0498.12077



● Artline Blu 31,6x60
 M33 002.655.0158.12077



Rvto. / Wall / Rvtm.: **Artline Greige 31,6x60 - Urbana Sand 31,6x60**
 Pvlo. / Floor / Sol: **Rovere Honey 15x90**



Empaquetado / Packaging / Emballage

Formato	pz/cj	m ² /cj	cj/pl	m ² /pl	kg/cj	kg/pl
31,6x60	8	1.52	48	72.96	26.00	1268.00



Formatos / Sizes / Formats

20x60 ∇ 9,4 mm
7,87"x23,62"



● Brienz Blanco 20x60 M26 002.670.0012.02985



● Brienz Ceniza 20x60 M26 002.670.0019.02985



● Brienz Marengo 20x60 M26 002.670.0028.02985



● Dec. Brienz Ceniza 20x60 M26 002.670.0019.03820



● Mold. Metal Plata Brillo 2x60 P29 005.744.0804.02466



● Rlv. Brienz Blanco 20x60 M26 002.670.0012.03817




● Rlv. Brienz Ceniza 20x60 M26 002.670.0019.03817



● Rlv. Brienz Marengo 20x60 M26 002.670.0028.03817



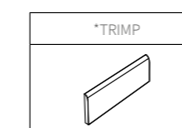
● Dec. Brienz Marengo 20x60 M26 002.670.0028.03820



Rvto. / Wall / Rvtrn.: Dec. Brienz Marengo 20x60 - Brienz Marengo 20x60 - Brienz Blanco 20x60
Pvto. / Floor / Sol.: Oldmanor Ambar 25x150

Piezas especiales / Special pieces / Pieces especiales (No Rlv. / No Dec.)

Consultar en página / Consult on page / Consulter en page: 344



Empaquetado / Packaging / Emballage

Formato	pz/cj	m ² /cj	cj/pl	m ² /pl	kg/cj	kg/pl
20x60	9	1.08	80	86.40	17.90	1,452.00
2x60	10	-	-	-	2.05	-



Disponibile en / Available in / Disponible:
Brienz 33,3x100 Rev. Pasta Blanca / White body wall tiles / Revêtement pâte blanche - Pág. / Page / Page 176

DREAM



Formatos / Sizes / Formats

31,6x60 ^{9,5}/_{mm}
12,44"x23,62"



● Dream Marfil 31,6x60 M33 002.655.0033.02633



● Rlv. Dream Marfil 31,6x60 M33 002.655.0033.02634



● Dream Vison 31,6x60 M33 002.655.0024.02633



● Dec. Albi Mix 31,6x60 M33 002.655.0100.10269



● Dream Perla 31,6x60 M33 002.655.0037.02633



● Rlv. Dream Perla 31,6x60 M33 002.655.0037.02634



● Dream Marengo 31,6x60 M33 002.655.0028.02633



● Mold. Metal Plata Brillo 2x60 P29 005.744.0804.02466



Rvto. / Wall / Rvtm.: **Dream Perla 31,6x60 - Rlv. Dream Perla 31,6x60**
Pvto. / Floor / Sol: **Dream Marengo 45x45**



Disponible en / Available in / Disponible:
Dream Pav. Pasta roja / Red body floor tiles / Sol pâte rouge - Pág. / Page / Page 328

Empaquetado / Packaging / Emballage

Formato	pz/cj	m ² /cj	cj/pl	m ² /pl	kg/cj	kg/pl
31,6x60	8	1.52	48	72.96	26.00	1268.00
2x60	10	-	-	-	2.05	-

GRAVEL



Formatos / Sizes / Formats

20x60 ∇ 9,4 mm
7,87"x23,62"



● Gravel Perla 20x60 M26 002.670.0037.05643



● Gravel Gris 20x60 M26 002.670.0002.05643



● Gravel Crema 20x60 M26 002.670.0096.05643



● Gravel Moka 20x60 M26 002.670.0240.05643



● Mold. Metal Plata Brillo 2x60 P29 005.744.0804.02466



● Ond. Gravel Perla 20x60 M26 002.670.0037.05719



● Rlv. Gravel Gris 20x60 M26 002.670.0002.05668



● Ond. Gravel Crema 20x60 M26 002.670.0096.05719



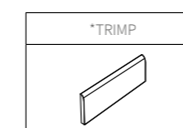
● Rlv. Gravel Moka 20x60 M26 002.670.0240.05668



Rvto. / Wall / Rvtm.: **Gravel Crema 20x60 - Ond. Gravel Crema 20x60 - Gravel Moka 20x60**
Pvto. / Floor / Sol: **At. Blaze Marfil 60,8x60,8**

Piezas especiales / Special pieces / Pieces especiales (No Rlv.)

Consultar en página / Consult on page / Consulter en page: 344



Empaquetado / Packaging / Emballage

Formato	pz/cj	m ² /cj	cj/pl	m ² /pl	kg/cj	kg/pl
20x60	9	1,08	80	86,40	17,90	1,452,00
2x60	10	-	-	-	2,05	-





Formatos / Sizes / Formats

20x60
7,87"x23,62"



● Kenya Blanco 20x60 M26 002.670.0012.00026




● Kenya Silver 20x60 M26 002.670.0183.00026



● Kenya Nacar 20x60 M26 002.670.0030.00026



● Kenya Mocha 20x60 M26 002.670.0210.00026



● List. Pinetown Mix 5x60 P20 005.636.0100.02839



● List. Pinetown Silver 5x60 P20 005.636.0183.02839



● Dec. Pinetown Mix 20x60 P51 005.677.0100.02839




● Kenya 3D Silver 20x60 M26 002.670.0183.02792



● Kenya 3D Nacar 20x60 M26 002.670.0030.02792



● Kenya 3D Mocha 20x60 M26 002.670.0210.02792



● List. Pinetown Mocha 5x60 P20 005.636.0210.02839



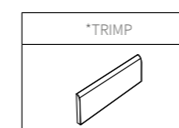
● Mold. Metal Plata Brillo 2x60 P29 005.744.0804.02466



Rvto. / Wall / Rvrm.: Kenya Nacar 20x60 - Kenya 3D Silver 20x60

Piezas especiales / Special pieces / Pièces especiales (No Dec.)

Consultar en página / Consult on page / Consulter en page: 344



Empaquetado / Packaging / Emballage


Formato	pz/cj	m ² /cj	cj/pl	m ² /pl	kg/cj	kg/pl
20x60	9	1.08	80	86.40	17.90	1,452.00
20x60 Dec.	4	-	-	-	9.20	-
5x60	14	-	-	-	7.20	-
2x60	10	-	-	-	2.05	-





Formatos / Sizes / Formats

31,6x60 ^{9,5}/_{mm}
12,44"x23,62"



● Klim Perla 31,6x60 M33 002.655.0037.02654



● Klim Nacar 31,6x60 M33 002.655.0030.02654



● Klim Gris 31,6x60 M33 002.655.0002.02654



● Klim Vison 31,6x60 M33 002.655.0024.02654



● Rlv. Klim Mix-Gris 31,6x60 M33 002.655.0300.10355



● Rlv. Klim Mix 31,6x60 M33 002.655.0100.10355



● Mold. Metal Plata Brillo 2x60 P29 005.744.0804.02466



Rvto. / Wall / Rvtm.: Klim Nacar 31,6x60 - Rlv. Klim Mix 31,6x60



Empaquetado / Packaging / Emballage

Formato	pz/cj	m ² /cj	cj/pl	m ² /pl	kg/cj	kg/pl
31,6x60	8	1.52	48	72.96	26.00	1268.00
2x60	10	-	-	-	2.05	-



Formatos / Sizes / Formats


20x60 ∇ 9,4 mm
7,87"x23,62"



● Rlv. Lowry Blanco 20x60 M26 002.670.0012.08845



● Rlv. Lowry Perla 20x60 M26 002.670.0037.08845



● Lowry Blanco 20x60 M26 002.670.0012.01906



● Lowry Perla 20x60 M26 002.670.0037.01906



● Berwick Azul 20x60 M26 002.670.0004.09012



● Berwick Ceniza 20x60 M26 002.670.0019.09012



● Lowry Azul 20x60 M26 002.670.0004.01906



● Lowry Silver 20x60 M26 002.670.0183.01906




● Irwell Sky 20x60 M26 002.670.0524.08846



● Irwell Smoke 20x60 M26 002.670.0540.08846



● Lowry Sky 20x60 M26 002.670.0524.01906



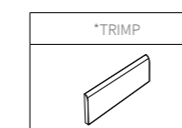
● Mold. Metal Plata Brillo 2x60 P29 005.744.0804.02466



Rvto. / Wall / Rvtm.: **Lowry Blanco 20x60 - Berwick Azul 20x60 - Lowry Azul 20x60**
Pvto. / Floor / Sol: **Oldmanor Ambar 25x150**

Piezas especiales / Special pieces / Pieces especiales (No Rlv. / No Dec.)

Consultar en página / Consult on page / Consulter en page: 344



Empaquetado / Packaging / Emballage

Formato	pz/cj	m ² /cj	cj/pl	m ² /pl	kg/cj	kg/pl
20x60	9	1.08	80	86.40	17.90	1,452.00
2x60	10	-	-	-	2.05	-





Formatos / Sizes / Formats


20x60 ∇ 9,4
7,87"x23,62" mm



● Rlv. Lowry Blanco 20x60 M26 002.670.0012.08845



● Rlv. Lowry Nude 20x60 M26 002.670.0383.08845



● Lowry Blanco 20x60 M26 002.670.0012.01906



● Lowry Nude 20x60 M26 002.670.0383.01906



● Berwick Rojo 20x60 M26 002.670.0008.09012




● Berwick Taupe 20x60 M26 002.670.0285.09012



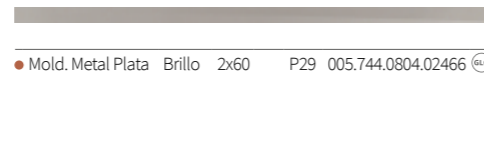
● Lowry Rojo 20x60 M26 002.670.0008.01906



● Lowry Taupe 20x60 M26 002.670.0285.01906



● Irwell Jasmin 20x60 M26 002.670.0395.08846



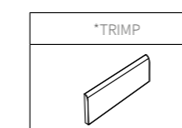
● Mold. Metal Plata Brillo 2x60 P29 005.744.0804.02466



Rvto. / Wall / Rvrm.: **Lowry Rojo 20x60 - Berwick Rojo 20x60**
Pvto. / Floor / Sol: **Omnia Neutro 60x60**

Piezas especiales / Special pieces / Pieces especiales (No Rlv. / No Dec.)

Consultar en página / Consult on page / Consulter en page: 344



Empaquetado / Packaging / Emballage

Formato	pz/cj	m ² /cj	cj/pl	m ² /pl	kg/cj	kg/pl
20x60	9	1.08	80	86.40	17.90	1,452.00
2x60	10	-	-	-	2.05	-



POTSDAM /NEU



Formatos / Sizes / Formats

20x60 ^{9,4}mm
7,87"x23,62"



● Potsdam Blanco 20x60 M26 002.670.0012.02950



● Rlv. Potsdam Blanco 20x60 M26 002.670.0012.02951



● Potsdam Tortora 20x60 M26 002.670.0297.02950



● Potsdam Taupe 20x60 M26 002.670.0285.02950



● Potsdam Ceniza 20x60 M26 002.670.0019.02950



● Rlv. Potsdam Ceniza 20x60 M26 002.670.0019.02951



● Potsdam Grafito 20x60 M26 002.670.0068.02950



● Neu Blanco Mate 20x60 M26 002.670.0174.02943



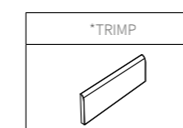
● Mold. Metal Plata Brillo 2x60 P29 005.744.0804.02466



Rvto. /Wall / Rvtm.: Potsdam Blanco 20x60 - Potsdam Tortora 20x60

Piezas especiales / Special pieces / Pièces especiales (No Rlv.)

Consultar en página / Consult on page / Consulter en page: 344



Empaquetado / Packaging / Emballage

Formato	pz/cj	m ² /cj	cj/pl	m ² /pl	kg/cj	kg/pl
20x60	9	1.08	80	86.40	17.90	1,452.00
2x60	10	-	-	-	2.05	-





Formatos / Sizes / Formats

31,6x60 ^{9,5}/_{mm}
12,44"x23,62"



● Sassi Perla 31,6x60 M33 002.655.0037.11655



● Sassi Beige 31,6x60 M33 002.655.0007.11655



● Sassi Gris 31,6x60 M33 002.655.0002.11655



● Sassi Visón 31,6x60 M33 002.655.0024.11655



● Dec. Sassi Gris 31,6x60 M33 002.655.0002.11656



● Dec. Sassi Visón 31,6x60 M33 002.655.0024.11656

● Mold. Metal Plata Brillo 2x60 P29 005.744.0804.02466



Rvto. / Wall / Rvrm.: Sassi Perla 31,6x60 - Dec. Sassi Gris 31,6x60
Pvto. / Floor / Sol: Oldmanor Tabaco 20x120



Empaquetado / Packaging / Emballage

Formato	pz/cj	m ² /cj	cj/pl	m ² /pl	kg/cj	kg/pl
31,6x60	8	1.52	48	72.96	26.00	1268.00
2x60	10	-	-	-	2.05	-

SOFT



Formatos / Sizes / Formats

31,6x60 ∇ 9,5 mm
12,44"x23,62"



● Soft Snow 31,6x60 M33 002.655.0296.02768



● Rlv. Soft Snow 31,6x60 M33 002.655.0296.10196



● Soft Marfil 31,6x60 M33 002.655.0033.02768



● Rlv. Soft Marfil 31,6x60 M33 002.655.0033.10196



● Soft Perla 31,6x60 M33 002.655.0037.02768



● Rlv. Soft Perla 31,6x60 M33 002.655.0037.10196



● Mold. Metal Plata Brillo 2x60 P29 005.744.0804.02466



Rvto. / Wall / Rvtrm.: **Soft Perla 31,6x60 - Rlv. Soft Perla 31,6x60**
Pvto. / Floor / Sol: **At. Viggo Fresno 20x120**



Empaquetado / Packaging / Emballage

Formato	pz/cj	m ² /cj	cj/pl	m ² /pl	kg/cj	kg/pl
31,6x60	8	1.52	48	72.96	26.00	1,268.00
2x60	10	-	-	-	2.05	-

SPRING



Formatos / Sizes / Formats

20x60 ∇ 9,4 mm
7,87"x23,62"

7,5x30 ∇ 10 mm
2,95"x11,81"

COMBINACIONES
MATCHING COLLECTIONS / LES COLLECTIONS À COMBINER
SPRING (ORIGIN CAT.)



● Spring Perla 20x60 M26 002.670.0037.11486



● Springline Perla 20x60 M26 002.670.0037.11539



● Spring Blanco 20x60 M26 002.670.0012.11486



● Spring Azul 20x60 M26 002.670.0004.11486



● Springline Azul 20x60 M26 002.670.0004.11539




● Dec. Paraje 20x60 - (Pack 2pz) P78 005.757.0001.02405



● Spring Verde 20x60 M26 002.670.0005.11486



● Springline Verde 20x60 M26 002.670.0005.11539



● Spring Ocre 20x60 M26 002.670.0052.11486



● Springline Ocre 20x60 M26 002.670.0052.11539



● Dec. Eboli 20x60 - (Pack 2pz) P78 005.757.0001.11630



● Spring Carmin 20x60 M26 002.670.0195.11486



● Springline Carmin 20x60 M26 002.670.0195.11539



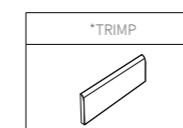
● Mold. Metal Plata Brillo 2x60 P29 005.744.0804.02466



Rvto. / Wall / Rvtm.: **Spring Carmin 20x60 - Springline Carmin 20x60 - Spring Perla 20x60 - Springline Perla 20x60**
Pvto. / Floor / Sol: **Oldmanor Arena 20x120**

Piezas especiales / Special pieces / Pièces especiales (No Rlv.)

Consultar en página / Consult on page / Consulter en page: 344



Empaquetado / Packaging / Emballage

Formato	pz/cj	m ² /cj	cj/pl	m ² /pl	kg/cj	kg/pl
20x60	9	1,08	80	86,40	17,90	1,452,00
20x60 Dec.	2	-	-	-	4,00	-
2x60	10	-	-	-	2,05	-



URBANA



Formatos / Sizes / Formats

31,6x60 Δ 9,5 mm
12,44"x23,62"



● Urbana Perla 31,6x60 M33 002.655.0037.01702



● Urbana Sand 31,6x60 M33 002.655.0119.01702



● Rlv. Urbana Perla 31,6x60 M33 002.655.0037.02610



● Rlv. Urbana Sand 31,6x60 M33 002.655.0119.02610



● Dec. Albi Mix 31,6x60 M33 002.655.0100.10269



● Mold. Metal Plata Brillo 2x60 P29 005.744.0804.02466



Rvto. / Wall / Rvtm.: **Dream Perla 31,6x60** - Rlv. **Dream Perla 31,6x60**
Pvto. / Floor / Sol: **Oldmanor Tabaco 25x150**



Disponibile en / Available in / Disponible:
Urbana Pav. Pasta roja / Red body floor tiles / Sol p te rouge - P g. / Page / Page 334

Empaquetado / Packaging / Emballage

Formato	pz/cj	m ² /cj	cj/pl	m ² /pl	kg/cj	kg/pl
31,6x60	8	1.52	48	72.96	26.00	1268.00
2x60	10	-	-	-	2.05	-



Formatos / Sizes / Formats

20x60
7,87"x23,62"
9,4 mm



● Viedma Blanco 20x60 M26 002.670.0012.05615



● Dec. Viedma Negro 20x60 M26 002.670.0003.05639



● Rlv. Viedma Blanco 20x60 M26 002.670.0012.05630



● Mold. Metal Plata Brillo 2x60 P29 005.744.0804.02466

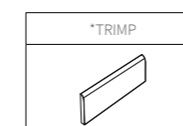


Rvto. / Wall / Rvrm.: Viedma Blanco 20x60 - Rlv. Viedma Blanco 20x60

Rvto. / Wall / Rvrm.: Viedma Blanco 20x60 - Dec. Viedma Negro 20x60
Pvto. / Floor / Sol.: At. Viggo Nogal 20x75

Piezas especiales / Special pieces / Pieces especiales (No Rlv. / No Dec.)

Consultar en página / Consult on page / Consulter en page: 344



Empaquetado / Packaging / Emballage

Formato	pz/cj	m ² /cj	cj/pl	m ² /pl	kg/cj	kg/pl
20x60	9	1.08	80	86.40	17.90	1,452.00
2x60	10	-	-	-	2.05	-




WHITES ALASKA - TORONTO




Formatos / Sizes / Formats

31,6x60 ∇ 9,5 mm
12,44"x23,62"


20x60 ∇ 9,4 mm
7,87"x23,62"



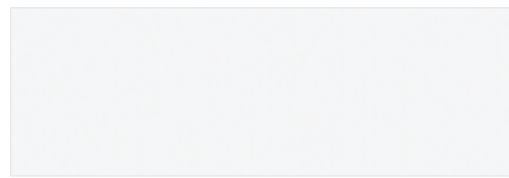
● Alaska Blanco 31,6x60 M33 002.655.0012.05036



● Toronto Blanco 31,6x60 M33 002.655.0012.05037



● Alaska Blanco 20x60 M26 002.670.0012.05036



● Toronto Blanco 20x60 M26 002.670.0012.05037



● Mold Metal Plata Brillo 2x60 P29 005.744.0804.02466

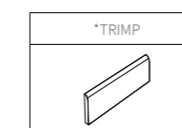


Rvto. / Wall / Rvrm.: Toronto Blanco 20x60 - Mold. Metal Plata Brillo 2x60
Pvto. / Floor / Sol: Dream Marfil 45x45



Piezas especiales / Special pieces / Pièces especiales

Consultar en página / Consult on page / Consulter en page: 344



Empaquetado / Packaging / Emballage

Formato	pz/cj	m ² /cj	cj/pl	m ² /pl	kg/cj	kg/pl
31,6x60	8	1,52	48	72,96	26,00	1,268,00
20x60	9	1,08	80	86,40	17,90	1,452,00
2x60	10	-	-	-	2,05	-

WATERCOLOR



Formatos / Sizes / Formats

31,6x60 Δ 9,5 mm
12,44"x23,62"



● Watercolor Perla 31,6x60 M33 002.655.0037.11487



● Watercolor Azul 31,6x60 M33 002.655.0004.11487



● Watercolor Gris 31,6x60 M33 002.655.0052.11487



● Watercolor Verde 31,6x60 M33 002.655.0005.11487



● Watercolor Mix 31,6x60 M33 002.655.0001.11488



● Mold, Metal Plata Brillo 2x60 P29 005.744.0804.02466



Rvto. / Wall / Rvrm.: Watercolor Perla 31,6x60 - Watercolor Verde 31,6x60 - Watercolor Mix 31,6x60
Pvto. / Floor / Sol: Oldmanor Ambar 20x120



Empaquetado / Packaging / Emballage

Formato	pz/cj	m ² /cj	cj/pl	m ² /pl	kg/cj	kg/pl
31,6x60	8	1.52	48	72.96	26.00	1268.00
2x60	10	-	-	-	2.05	-



PAVIMENTO PASTA ROJA

RED BODY FLOOR TILES
SOL PÂTE ROUGE

CASTLE



Formatos / Sizes / Formats

20x60
7,87"x23,62" ∇ 9,5 mm



● Castle Happy 20x60
M28 001.670.0343.02672



● Castle Antic 20x60
M28 001.670.0203.02672



● Castle Light 20x60
M28 001.670.0204.02672



● Castle Cocca 20x60
M28 001.670.0265.02672



● Castle Cenere 20x60
M28 001.670.0274.02672



● Castle Light 20x60
M28 001.670.0204.02672




● Malla Cadena Light 30x30
P52 009.635.0204.00663



● Malla Cadena Cenere 30x30
P52 009.635.0274.00663



● Malla Cadena Cocca 30x30
P52 009.635.0265.00663



● Malla Cadena Antic 30x30
P52 009.635.0203.00663



● Malla Cadena Happy 30x30
P52 009.635.0343.00663



● Malla Pekin Light 30x30
P32 009.635.0204.00664



● Malla Pekin Cenere 30x30
P32 009.635.0274.00664



● Malla Pekin Cocca 30x30
P32 009.635.0265.00664



● Malla Pekin Antic 30x30
P32 009.635.0203.00664



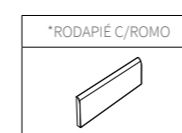
● Malla Pekin Happy 30x30
P32 009.635.0343.00664



Pvto. / Floor / Sol: **Castle Cenere 20x60**

Piezas especiales / Special pieces / Pièces especiales

Consultar en página / Consult on page / Consulter en page: 344



Empaquetado / Packaging / Emballage

Formato	pz/cj	m ² /cj	cj/pl	m ² /pl	kg/cj	kg/pl
20x60	9	1.08	80	86.40	21.08	1.706.40
30x30	11	-	-	-	17.00	-



DREAM



CLASE 1

Formatos / Sizes / Formats

45x45 ∇ 8.8 mm
17,71"x17,71"



● Dream Marfil 45x45
M26 001.302.0033.02633 PEI 4



● Dream Perla 45x45
M26 001.302.0037.02633 PEI 4



● Dream Vison 45x45
M26 001.302.0024.02633 PEI 4



● Dream Marengo 45x45
M26 001.302.0028.02633 PEI 3



Rvto. / Wall / Rvtrm.: Dream Perla 31,6x60 - Rlv. Dream Perla 31,6x60
Pvto. / Floor / Sol: Dream Marengo 45x45



Disponibile en / Available in / Disponible:
Dream Rev. Pasta roja / Red body wall tiles / Revêtement pâte rouge - Pág. / Page / Page 296

Piezas especiales / Special pieces / Pièces especiales

Consultar en página / Consult on page / Consulter en page: 344

*MOLDURA PELDAÑO	*MOLDURA PELDAÑO ESPECIAL	*ÁNGULO MOLD. ESPECIAL	*RODAPIÉ C/ROMO

Empaquetado / Packaging / Emballage

Formato	pz/cj	m ² /cj	cj/pl	m ² /pl	kg/cj	kg/pl
45x45	7	1.42	52	73.84	26.00	1.372.00

FRONDA



CLASE 1

Formatos / Sizes / Formats

20x60
7,87"x23,62"
9,5 mm



● Fronda Perla 20x60 M28 001.670.0037.02437 PEI 4



● Fronda Haya 20x60 M28 001.670.0165.02437 PEI 4



● Fronda Abeto 20x60 M28 001.670.0266.02437 PEI 4



● Fronda Arce 20x60 M28 001.670.0198.02437 PEI 4



● Fronda Marengo 20x60 M28 001.670.0028.02437 PEI 4



● Fronda Musgo 20x60 M28 001.670.0805.02437 PEI 4



● Fronda Nogal 20x60 M28 001.670.0034.02437 PEI 3



● Fronda Cerezo 20x60 M28 001.670.0232.02437 PEI 3



● Fronda Roble 20x60 M28 001.670.0036.02437 PEI 3



● Fronda Wengue 20x60 M28 001.670.0197.02437 PEI 3

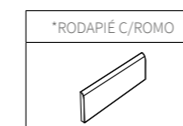


Pvto. / Floor / Sol: Fronda Wengue 20x60



Piezas especiales / Special pieces / Pièces especiales

Consultar en página / Consult on page / Consulter en page: 344



Empaquetado / Packaging / Emballage

Formato	pz/cj	m ² /cj	cj/pl	m ² /pl	kg/cj	kg/pl
20x60	9	1.08	80	86.40	21.08	1.706.40



Formatos / Sizes / Formats

45x45 ∇ 8.8 mm
17,71"x17,71"



● Tovar Coto 45x45 M26 001.302.0046.02653 PEI4

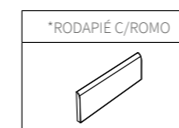
Nota: Variación gráfica de tacos.
Note: Graphical variation of the tacos.
Note: Variation dans la graphique des tacos.



Pvto. / Floor / Sol: Tovar Coto 45x45

Piezas especiales / Special pieces / Pièces especiales

Consultar en página / Consult on page / Consulter en page: 344



Empaquetado / Packaging / Emballage

Formato	pz/cj	m ² /cj	cj/pl	m ² /pl	kg/cj	kg/pl
45x45	7	1.42	52	73.84	26.00	1.372.00



URBANA



CLASE 1

Formatos / Sizes / Formats

45x45 ∇ 8.8 mm
17,71" x 17,71"



PEI 4

● Urbana Crema 45x45 M26 001.302.0096.01702



PEI 4

● Urbana Marfil 45x45 M26 001.302.0033.01702



Pvto. / Floor / Sol: Urbana Crema 45x45



Disponible en / Available in / Disponible:
Urbana Rev. Pasta roja / Red body wall tiles / Revêtement pâte rouge - Pág. / Page / Page 316

Piezas especiales / Special pieces / Pièces especiales

Consultar en página / Consult on page / Consulter en page: 344

*MOLDURA PELDAÑO	*MOLDURA PELDAÑO ESPECIAL	*ÁNGULO MOLD. ESPECIAL	*RODAPIÉ C/ROMO

Empaquetado / Packaging / Emballage

Formato	pz/cj	m ² /cj	cj/pl	m ² /pl	kg/cj	kg/pl
45x45	7	1.42	52	73.84	26.00	1.372.00



UNIVERSE

Características técnicas

Technical features

Caractéristiques techniques

SISTEMA CORONACIÓN 20MM

20MM POOL COPING SYSTEM/ SYSTÈME DE COURONNEMENT 20MM

20x60,5
7,87"x23,81" REC.

30x90
11,81"x35,43" REC.

60x90
23,62"x35,43" REC.

90x90
35,43"x35,43" REC.

30,5x121 (SONOMA)
12,00"x47,63"

30,5x121 (SONOMA)
12,00"x47,63" ○

30x120,5 (SONOMA)
11,81"x47,24" REC.

30x120,5 (SONOMA)
11,81"x47,24" ○ REC.

30x120 (60x120)
11,81"x47,24" REC.

30x120 (60x120)
11,81"x47,24" ○ REC.



Borde Gradone

20x60,5	Rec.	041.751.0001.09888	P269	Ⓜ
30x90	Rec.	041.923.0001.09888	P484	Ⓜ
30,5x121		041.263.0001.09888	P634	Ⓜ
30x120,5	Rec.	041.924.0001.09888	P634	Ⓜ
30x120	Rec.	041.206.0001.09888	P634	Ⓜ



Borde Doble Romo

20x60,5	Rec.	041.751.0001.09941	P180	Ⓜ
30x90	Rec.	041.923.0001.09941	P307	Ⓜ
30,5x121		041.263.0001.09941	P390	Ⓜ
30x120,5	Rec.	041.924.0001.09941	P390	Ⓜ
30x120	Rec.	041.206.0001.09941	P403	Ⓜ



Borde Angular Gradone Int

20x60,5	Rec.	041.751.0001.09889	P568	Ⓜ
30x90	Rec.	041.923.0001.09889	P1100	Ⓜ
30,5x121		041.263.0001.09889	P1342	Ⓜ
30x120,5	Rec.	041.924.0001.09889	P1342	Ⓜ
30x120	Rec.	041.206.0001.09889	P1342	Ⓜ



Borde Doble Romo Angular Int

20x60,5	Rec.	041.751.0001.09942	P410	Ⓜ
30x90	Rec.	041.923.0001.09942	P691	Ⓜ
30,5x121		041.263.0001.09942	P854	Ⓜ
30x120,5	Rec.	041.924.0001.09942	P854	Ⓜ
30x120	Rec.	041.206.0001.09942	P854	Ⓜ



Borde Angular Gradone Ext.

20x60,5	Rec.	041.751.0001.09889	P568	Ⓜ
30x90	Rec.	041.923.0001.09889	P1100	Ⓜ
30,5x121		041.263.0001.09889	P1342	Ⓜ
30x120,5	Rec.	041.924.0001.09889	P1342	Ⓜ
30x120	Rec.	041.206.0001.09889	P1342	Ⓜ



Borde Doble Romo Angular Ext.

20x60,5	Rec.	041.751.0001.09942	P410	Ⓜ
30x90	Rec.	041.923.0001.09942	P691	Ⓜ
30,5x121		041.263.0001.09942	P854	Ⓜ
30x120,5	Rec.	041.924.0001.09942	P854	Ⓜ
30x120	Rec.	041.206.0001.09942	P854	Ⓜ



Rejilla

20x60,5	Rec.	041.751.0001.09884	P263	Ⓜ
30x90	Rec.	041.923.0001.09884	P478	Ⓜ
30,5x121		041.263.0001.09884	P598	Ⓜ
30x120,5	Rec.	041.924.0001.09884	P598	Ⓜ
30x120	Rec.	041.206.0001.09884	P634	Ⓜ



Círculo Iluminación (Círculo de 12cm)

60x60	Rec.	041.910.0001.09943	P157	Ⓜ
90x90	Rec.	041.313.0001.09943	P397	Ⓜ



Rejilla Angular

20x60,5	Rec.	041.751.0001.09886	P568	Ⓜ
30x90	Rec.	041.923.0001.09886	P1039	Ⓜ
30,5x121		041.263.0001.09886	P1300	Ⓜ
30x120,5	Rec.	041.924.0001.09886	P1300	Ⓜ
30x120	Rec.	041.206.0001.09886	P1403	Ⓜ




Círculo Iluminación (Círculo de 12cm)

30,5x121		041.263.0001.09943	P175	Ⓜ
30x120,5	Rec.	041.924.0001.09943	P175	Ⓜ
30x120	Rec.	041.206.0001.09943	P195	Ⓜ

Disponible en todos los materiales y colores

- ALBANO pag 86
- DUPLOCEM pag 26
- DUPLOSTONE pag 28
- ESSEN pag 42
- KONCEPT pag 52
- K-STONE pag 56
- MOSEL pag 58
- SONOMA pag 158
- VITA pag 80



Pvto. / Floor / Sol: Borde Gradone Rec. 19,5x60,5 Duplocem Perla(20mm) - Borde angular gradone interior Rec.19,5x60,5 Duplocem Perla(20mm)
Rejilla Rec. 19,5x60,5 Duplocem Perla (20mm) - Rejilla angular Rec. 19,5x60x5 Duplocem Perla(20mm) - Círculo iluminación Rec 60,5x60,5 Duplocem Perla(20mm)

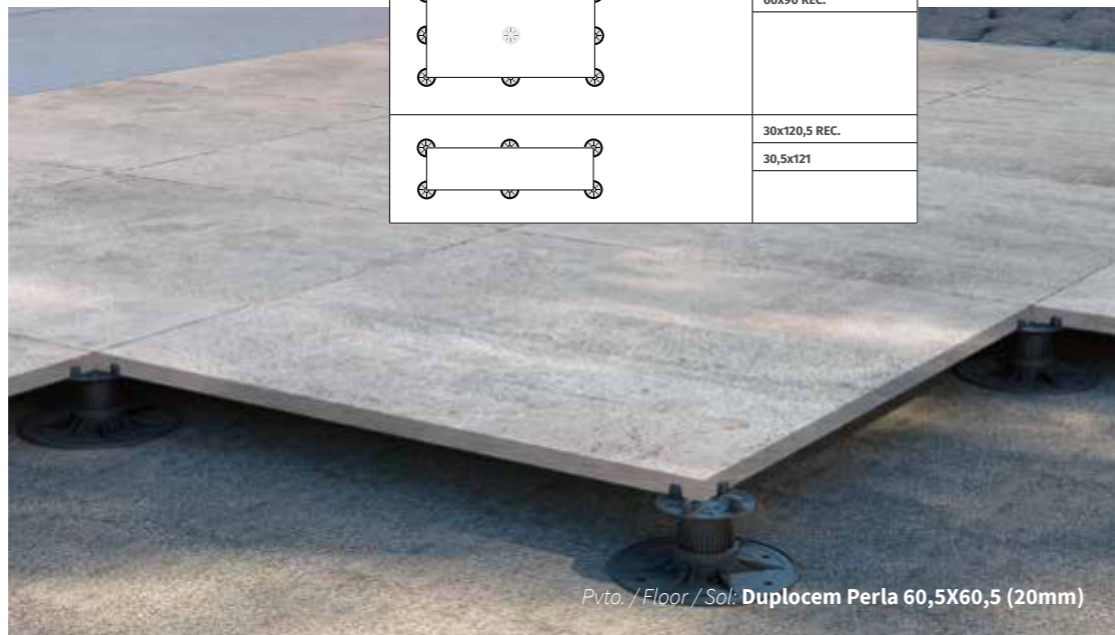
PLOTS REGULABLES

ADJUSTABLE PEDESTALS / PLOTS RÉGLABLES

Tipo / Type	Regulable / Adjustable
Material / Material	Polioléfina, Polímero Polioximetileno Polyolefin, Polymer, Polyoxymethylene
Resistencia a compresión Compressive strength	750 Kg
Estabilidad térmica Thermal stability	-25° a + 110°C
Zona Apoyo Support area	Cabezal Superior de 92mm Base Inferior de 150mm de diametro 92mm Top plate 150mm Bottom base plate
Tipo de rosca Type of nut	Trapezoidal. Paso 6mm Trapezoidal. 6mm pitch
Alturas Heights	3,5-5 cm 100 un/cj- 13Kg/cj 5-7 cm 130 un/cj- 18Kg/cj 7-10 cm 115 un/cj- 18Kg/cj
Consumo m2 / Coverage m2 (60x60 -60x120)	3,20 un/ m2 3.20 pedestals/m2
Pendientes / Slope	1%
HS Code	392690



Colocación / Laying / Mise en Place



*Colocación mínima recomendada de plots *Placement of the minimum recommended plots. *Placement des plots minimums recommandés.	Formato Size Format
	60,5x60,5 REC.
	90x90 REC.
	60x120 REC. 60x90 REC.
	30x120,5 REC. 30,5x121



MANTENIMIENTO Y LIMPIEZA

CLEANING AND CARE / ENTRETIEN ET NETTOYAGE

AGC
products

PRODUCTOS AGC

Agc products / Agc produits



Limpieza final de obra, mantenimiento

En el mercado existen un gran número de marcas específicas para la limpieza de la cerámica. Después de la colocación es fundamental realizar una buena limpieza con el fin de eliminar residuos y, en general, suciedad de la obra. Además recomendamos un buen mantenimiento del pavimento. Para estas operaciones recomendamos el empleo de nuestros **PRODUCTOS AGC**.

Para más información visita:

www.pamesa.com/SOLUCIONES-TECNICAS.html

www.agc.com.es

Cleaning freshly laid tiles & general care

There are numerous different brands of cleaning products for ceramic tiles. Freshly-laid tile surfaces must be given a thorough clean to remove residues and general building dirt. Tiled floors should also be cared for and kept in optimal condition. For this purpose, we recommend the use of our **AGC** cleaning range.

For further information, visit:

www.pamesa.com/SOLUCIONES-TECNICAS.html

www.agc.com.es

Nettoyage fin de chantier, entretien

Il existe sur le marché un grand nombre de marques spécifiques pour le nettoyage du carrelage. Après la pose, il est fondamental de réaliser un bon nettoyage afin d'éliminer les résidus et, en général, la saleté du chantier. Il est en outre conseillé un bon entretien du carrelage de sol. Pour ces opérations, nous recommandons l'emploi de nos **PRODUITS AGC**.

Pour plus d'infos, visitez :

www.pamesa.com/SOLUCIONES-TECNICAS.html

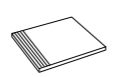
www.agc.com.es

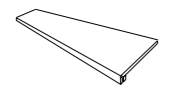
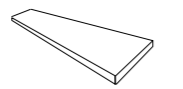
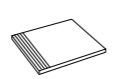
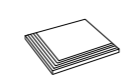


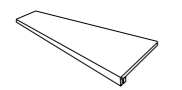
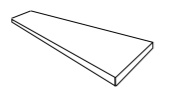
Pvto. / Floor / Sol: **Duplocem Gris 60,5X60X5 (20mm)**

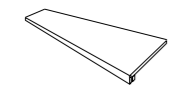
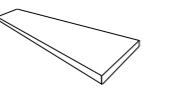
PIEZAS ESPECIALES POR TIPOLOGÍA DE PRODUCTO

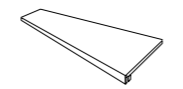
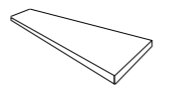
SPECIAL PIECES BY PRODUCT TYPE / PIÈCES SPÉCIALES PAR TYPOLOGIE DE PRODUIT


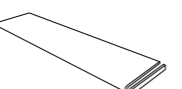
DECORSTONE COMPACTTO PEDRA COMPACTTO TÉCNICO	 *PELDAÑO GRADONE				 *ÁNGULO GRADONE				 *PELDAÑO ROMO RANURADO				 *ÁNGULO PELDAÑO RANURADO			
	FORMATO	CÓDIGO	PZ/CJ	KG/CJ	FORMATO	CÓDIGO	PZ/CJ	KG/CJ	FORMATO	CÓDIGO	PZ/CJ	KG/CJ	FORMATO	CÓDIGO	PZ/CJ	KG/CJ
FORMATO BASE	FORMATO	CÓDIGO	PZ/CJ	KG/CJ	FORMATO	CÓDIGO	PZ/CJ	KG/CJ	FORMATO	CÓDIGO	PZ/CJ	KG/CJ	FORMATO	CÓDIGO	PZ/CJ	KG/CJ
90X180/30X180 Rec.	30X180	P574	2	33,75	30X30	P493	1	3,11	30X180	P238	3	45,00	30X30	P224	12	30,00
22,5x180	22,5X180	P496	2	26,02	22,5X22,5	P207	1	1,85	22,5X180	P101	3	34,00	22,5x22,5	P118	12	17,00
75X150 Rec.	30X150	P414	2	25,00	30X30	P394	1	2,50	30X150	P141	2	22,50	30X30	P129	12	26,50
120X120 Rec.	30X120	P382	2	21,60	30X120	P566	1	11,00	30X120	P220	4	34,00	30X120	P252	12	25,00
25X150 Rec.	25X150	P386	2	20,32	25X25	P277	1	1,86	25X150	P66	4	35,00	25X25	P54	15	23,00
20X120 Rec.	20X120	P294	3	18,78	20X120	P392	2	12,80	20X120	P45	6	34,00	20X120	P49	12	12,00
60X120 Rec.	30X120	P320	2	21,50	30X120	P439	1	9,75	30X120	P93	4	34,00	30X120	P107	12	25,00
90X90 Rec.	30X90	P267	2	15,00	30X90	P377	1	8,10	30X90	P99	3	21,00	30X90	P114	12	28,00
45X90 Rec.	30X90	P251	2	15,00	30X90	P327	1	7,36	30X90	P48	3	21,00	30X90	P56	12	28,00
15x90	15x90	P205	4	14,76	15x90	P358	4	15,60	15x90	P23	8	24,75	15x90	P24	8	24,75
75X75 Rec.	30X75	P212	2	12,00	30X75	P315	1	5,85	30X75	P71	6	33,00	30X75	P84	12	23,00
60X60/30X60 Rec.	30X60	P155	2	8,20	30X60	P253	1	4,00	30X60	P37	6	22,00	30X60	P52	15	28,00
60,8X60,8	30X60,8	P155	2	8,40	30X60,8	P253	1	4,50	30X60,8	P37	6	22,94	30X60,8	P52	15	28,00
30,3X61,3	30,3X61,3	P155	2	8,80	30,3X61,3	P253	1	3,80	30X61,3	P37	6	22,80	30,3X61,3	P52	15	25,00
45X45	30X45	P109	2	5,63	30X45	P231	1	3,60	30X45	P26	6	18,00	30X45	P31	15	30,00

COMPACTTO PEDRA SEMPULIDO/ ABS SEMIPUL.	 *PELDAÑO GRADONE				 *ÁNGULO GRADONE				 *PELDAÑO ROMO RANURADO				 *ÁNGULO PELDAÑO RANURADO			
	FORMATO	CÓDIGO	PZ/CJ	KG/CJ	FORMATO	CÓDIGO	PZ/CJ	KG/CJ	FORMATO	CÓDIGO	PZ/CJ	KG/CJ	FORMATO	CÓDIGO	PZ/CJ	KG/CJ
FORMATO BASE	FORMATO	CÓDIGO	PZ/CJ	KG/CJ	FORMATO	CÓDIGO	PZ/CJ	KG/CJ	FORMATO	CÓDIGO	PZ/CJ	KG/CJ	FORMATO	CÓDIGO	PZ/CJ	KG/CJ
90X180 Rec.	30X180	P618	2	33,75	30X30	P537	1	3,11	30X180	P282	3	45,00	30X30	P268	12	30,00
75x150 Rec.	30X150	P442	2	25,00	30X30	P422	1	2,50	30X150	P168	2	22,40	30X30	P182	12	26,50
120X120 Rec.	30X120	P458	2	21,60	30X120	P580	1	10,97	30X120	P233	4	34,00	30X120	P267	12	25,00
60X120 Rec.	30X120	P322	2	21,50	30X120	P448	1	9,73	30X120	P101	4	34,00	30X120	P112	12	25,00
90X90 Rec.	30X90	P274	2	15,60	30X90	P397	1	8,10	30X90	P119	3	21,00	30X90	P127	12	25,00
45X90 Rec.	30X90	P264	2	15,00	30X90	P334	1	7,36	30X90	P55	6	21,00	30X90	P64	12	28,00
75X75 Rec.	30X75	P224	2	12,26	30X75	P315	1	5,85	30X75	P85	6	33,00	30X75	P97	12	23,00
60x60/30x60 Rec.	30X60	P169	2	8,20	30X60	P253	1	4,07	30X60	P46	6	22,00	30X60	P61	15	28,00

COMPACTTO PEDRA (20 mm)	 *PELDAÑO GRADONE				 *ÁNGULO GRADONE			
	FORMATO	CÓDIGO	PZ/CJ	KG/CJ	FORMATO	CÓDIGO	PZ/CJ	KG/CJ
FORMATO BASE	FORMATO	CÓDIGO	PZ/CJ	KG/CJ	FORMATO	CÓDIGO	PZ/CJ	KG/CJ
90x90 (20mm) Rec.	30x90	P380	2	24,6	30x90	P466	1	12,6
60x90 (20mm) Rec.	30x90	P380	2	24,6	30x90	P466	1	12,6
60x120 (20mm) Rec.	30x120	P401	2	36,00	30x120	P523	1	17,75
30x120,5 (20mm) Rec.	30X120,5	P401	2	34,15	30X120,5	P523	1	17,75
30,5x121 (20mm)	30,5X121	P385	2	35,62	30,5X121	P508	1	18,10
60,5X60,5 (20mm) Rec.	30X60,5	P187	2	17,34	30X60,5	P285	1	8,96

COMPACGLASS	 *PELDAÑO GRADONE				 *ÁNGULO GRADONE			
	FORMATO	CÓDIGO	PZ/CJ	KG/CJ	FORMATO	CÓDIGO	PZ/CJ	KG/CJ
FORMATO BASE	FORMATO	CÓDIGO	PZ/CJ	KG/CJ	FORMATO	CÓDIGO	PZ/CJ	KG/CJ
90X180 Rec.	30X180	P574	2	33,75	30X30	P493	1	3,11
75X150 Rec.	30X150	P414	2	25,00	30X30	P394	1	2,50
120X120 Rec.	30X120	P382	2	21,60	30X120	P566	1	11,00
60X120 Rec.	30X120	P320	2	21,50	30X120	P439	1	9,75
90X90 Rec.	30X90	P267	2	15,00	30X90	P377	1	8,10
45X90 Rec.	30X90	P251	2	15,00	30X90	P327	1	7,36
75X75 Rec.	30X75	P212	2	12,00	30X75	P315	1	5,85
60X60/30X60 Rec.	30X60	P155	2	8,20	30X60	P253	1	4,00
60,8X60,8	30X60,8	P155	2	8,40	30X60,8	P253	1	4,50
30,3X61,3	30,3X61,3	P155	2	8,80	30,3X61,3	P253	1	3,80
45X45	30X45	P109	2	5,63	30X45	P231	1	3,60


LEVI GLASS LUXGLASS	 *PELDAÑO GRADONE				 *ÁNGULO GRADONE			
	FORMATO	CÓDIGO	PZ/CJ	KG/CJ	FORMATO	CÓDIGO	PZ/CJ	KG/CJ
FORMATO BASE	FORMATO	CÓDIGO	PZ/CJ	KG/CJ	FORMATO	CÓDIGO	PZ/CJ	KG/CJ
90X180 Rec.	30X180	P618	2	33,75	30X30	P537	1	3,11
75x150 Rec.	30X150	P442	2	25,00	30X30	P422	1	2,50
120X120 Rec.	30X120	P458	2	21,60	30X120	P580	1	10,97
60X120 Rec.	30X120	P322	2	21,50	30X120	P448	1	9,73
90X90 Rec.	30X90	P274	2	15,60	30X90	P397	1	8,10
45X90 Rec.	30X90	P264	2	15,00	30X90	P334	1	7,36
75X75 Rec.	30X75	P224	2	12,26	30X75	P315	1	5,85
60x60/30x60 Rec.	30X60	P169	2	8,20	30X60	P253	1	4,07


PELDAÑOS / ÁNGULOS EXTRUSIONADOS ELK NERA OLDMANOR ROVERE	 *PELDAÑO EXTRUSIONADO				 *TAPA REMATE-ÁNGULO DERECHO/IZQUIERDO			
	FORMATO	CÓDIGO	PZ/CJ	KG/CJ	FORMATO	CÓDIGO	PZ/CJ	KG/CJ
FORMATO BASE	FORMATO	CÓDIGO	PZ/CJ	KG/CJ	FORMATO	CÓDIGO	PZ/CJ	KG/CJ
20x120	32x120	P331	2	22,00	3x32	P45	37	6,29


PIEZAS ESPECIALES POR TIPOLOGÍA DE PRODUCTO


SPECIAL PIECES BY PRODUCT TYPE / PIÈCES SPÉCIALES PAR TYPOLOGIE DE PRODUIT


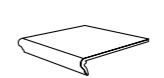

COMPACGLASS DECORSTONE COMPACTTO PEDRA COMPACTTO TÉCNICO	 *RODAPIÉ ROMO				
	FORMATO	CÓDIGO	PZ/CJ	KG/CJ	
FORMATO BASE	FORMATO	CÓDIGO	PZ/CJ	KG/CJ	
75x150 Rec.	8X150	P94	6	17,94	
25X150 Rec.	8X150	P93	6	17,94	
15x90	7x90	P25	11	17,00	
120x120/60x120/20x120 Rec.	9X120	P30	10	25,48	
90x90/45X90 Rec.	9X90	P22	11	23,00	
75X75 Rec.	9X75	P17	10	16,50	
60x60/30x60 Rec./30,3X61,3	9x60	P12	18	23,70	
45x45 (Style/Essen)	8x45	P09	28	19,35	

COMPACTTO PEDRA SEMIPULIDO	 *RODAPIÉ ROMO				
	FORMATO	CÓDIGO	PZ/CJ	KG/CJ	
FORMATO BASE	FORMATO	CÓDIGO	PZ/CJ	KG/CJ	
75x150 Rec.	8x150	P115	6	17,50	
120x120/60x120	9x120	P31	10	25,48	
90x90/45X90 Rec.	9x90	P25	11	21,00	
75x75 Rec.	9x75	P20	10	17,00	
60x60/30x60 Rec	9x60	P13	18	20,38	

LEVI GLASS LUXGLASS	 *RODAPIÉ DECORADO				
	FORMATO	CÓDIGO	PZ/CJ	KG/CJ	
FORMATO BASE	FORMATO	CÓDIGO	PZ/CJ	KG/CJ	
120x120/60x120	9x120	P35	10	28,00	
90x90/45X90 Rec.	9x90	P31	11	21,00	
75x75 Rec.	9x75	P22	10	17,00	
60x60/30x60 Rec	9x60	P15	18	20,38	

PAVIMENTO PASTA ROJA	 *RODAPIÉ ROMO				
	FORMATO	CÓDIGO	PZ/CJ	KG/CJ	
FORMATO BASE	FORMATO	CÓDIGO	PZ/CJ	KG/CJ	
20x60	7,4X60	P06	22	18,50	
45x45	7,4X45	P05	40	22,90	
45x45 Tovar	8X45	P06	28	17,50	

REVESTIMIENTO PASTA ROJA	 *TRIMP				
	FORMATO	CÓDIGO	PZ/CJ	KG/CJ	
FORMATO BASE	FORMATO	CÓDIGO	PZ/CJ	KG/CJ	
25x75	8x25	P05	20	5,40	
25x50	8x25	P05	23	6,20	
20x60	5x20	P03	50	6,50	
33,3x100	5x33,3	P05	60	12,60	

PAVIMENTO PASTA ROJA Dream/Urbana	 *MOLDURA PELDAÑO				 *PELDAÑO MOLDURA ESPECIAL				 *ÁNGULO MOLD. ESPECIAL			
	FORMATO	CÓDIGO	PZ/CJ	KG/CJ	FORMATO	CÓDIGO	PZ/CJ	KG/CJ	FORMATO	CÓDIGO	PZ/CJ	KG/CJ
FORMATO BASE	FORMATO	CÓDIGO	PZ/CJ	KG/CJ	FORMATO	CÓDIGO	PZ/CJ	KG/CJ	FORMATO	CÓDIGO	PZ/CJ	KG/CJ
45x45	5,5X45	P22	20	15,00	45X45	P70	4	17,00	45X45	P134	4	19,00

* FABRICACIÓN SOBRE PEDIDO.

* MADE IN ORDER.

* FABRICATION SUR DEMANDE.

"Peldaño romo ranurado" y "ángulo peldaño ranurado" no se producen en la tipología de producto: leviglass/compacglass/luxglass

"Peldaño romo ranurado" and "ángulo peldaño ranurado" are not available in the product typology: leviglass/compacglass/luxglass

"Peldaño romo ranurado" et "ángulo peldaño ranurado" ne sont pas disponibles dans la typologie des produits: leviglass/compacglass/luxglass

Realizamos el ranurado a todos los peldaños no especiales, a excepción de los modelos que cuentan con una superficie con relieve.

All non-special step tiles come with grooves unless the tread has a relief texture that prevents this from being done.

Nous réalisons le rainurage sur toutes les marches non spéciales, à l'exception de celles disposant d'une base avec un relief empêchant de le réaliser.

Realizamos peldaños especiales, rodapiés romos para todos los productos detallados en la tabla, a excepción de los modelos que cuentan con una superficie con relieve.

We produce special step pieces, skirting for all the products listed in the table except for models with a relief surface.

Nous réalisons des marches spéciales, plinthe pour tous les produits détaillés dans le tableau, à l'exception des modèles qui présentent une surface en relief.

No realizamos rodapiés en acabado ADZ / Contac Grip.

We do not perform skirting boards in ADZ / Contac Grip finish.

Nous n'effectuons pas de plinthes en finition ADZ / Contac Grip.

TABLA DE UTILIDADES TÉCNICAS

TABLE OF TECHNICAL UTILITIES / TABLEAU DES UTILITÉS TECHNIQUES

DIN 51130

Ángulo crítico de deslizamiento (Rampa)
Critical slip angle (Ramp)
Angle de glissement critique (Rampe)

R9	pág.
DRESDEN	24
EATON	30
ELGIN	36
ERDING	40
ESSENZA PLUS	48
INZA	144
K-SLATE	54
K-WOOD	146
KONCEPT	52
OLDMANOR 30x180, 25x150, 20x120	150
PROVENZAL	72
ROVERE	156
VITA	80

R10	pág.
ALLOY	18
AROA	20
DORIA	22
ELEGANZA	32
ELK	138
ESSEN	42
ESSENZA DECORSTONE	44
ESSENZA LAVA	46
FIUME	50
GREENWICH	142
KONCEPT ADZ	52
K-STONE	56
MOSEL	58
NERA	148
ODEON	60
OMNIA	62
PINE WOOD	154
PROVENZA	70
SLATE WAY	74
SONOMA	158
STYLE	76
VINTAGE	82

R11	pág.
ALBANO 20MM	86
DUPLOCEM	26
DUPLOSTONE	28
EATON ADZ	30
ESSEN ADZ / 20MM	42
K-SLATE 20MM	54
KONCEPT 20MM	52
MOSEL 20MM	58
PIETRA DI LAVAGNA EXT.	66
PIETRA DI SAVOIA EXT.	68
ROVERE EXT.	156
SONOMA 20MM	158
STYLE ADZ	76
VITA 20MM	80

UNE 41901 EX

Resistencia al deslizamiento (Péndulo)
Slip resistance (Pendulum)
Résistance au glissement (Pendule)

CLASE 1	pág.
ALLOY	18
DREAM	328
DRESDEN	24
EATON	30
ELEGANZA	32
ELGIN	36
ELK	138
ERDING	40
ERDING LUXGLASS	40
ESSEN	42
ESSENZA DECORSTONE	44
ESSENZA LAVA	46
ESSENZA PLUS	48
FIUME	50
FORVM	106
FRONDA	330
GREENPARK	140
GREENWICH	142
INZA	144
K-SLATE	54
K-STONE	56
K-WOOD	146
KONCEPT	52
KONCEPT SEMIPULIDO	52
MOSEL	58
NERA	148
ODEON	60
OLDMANOR 30x180, 25x150, 20x120	150
OLDMANOR 90x90	150
OMNIA	62
PINE WOOD	154
PROVENZA	70
PROVENZAL	72
ROVERE	156
ROVERE EXT.	156
SONOMA	158
STYLE	76
SV. HIERRO	78
TOVAR	332
URBANA	334
VITA	80

CLASE 3	pág.
ALBANO 20MM	86
DUPLOCEM	26
DUPLOSTONE	28
EATON ADZ	30
ESSEN ADZ / 20MM	42
K-SLATE 20MM	54
KONCEPT ADZ / 20MM	52
PIETRA DI LAVAGNA EXT.	66
PIETRA DI SAVOIA EXT.	68
SLATE WAY	74
SONOMA 20MM	158
STYLE ADZ	76
SV. HIERRO ADZ	78
VINTAGE	82
VITA 20MM	80

DIN 51097

Ángulo crítico deslizamiento.
Zonas húmedas de andar descalzo
Critical slip angle. Barefoot wetted areas
Angle de glissement critique.
Zones mouillées pieds nus

A	pág.
VITA	80

B	pág.
ALLOY	18
ELEGANZA	32
ELK	138
ESSENZA DECORSTONE	44
ESSENZA LAVA	46
FIUME	50
GREENWICH	142
MOSEL	58
NERA	148
ODEON	60
OLDMANOR 30x180, 25x150, 20x120	150
PINE WOOD	154
PROVENZA	70
ROVERE	156
SLATE WAY	74
SONOMA	158
STYLE	76
VINTAGE	82

C	pág.
ALBANO 20MM	86
AROA	20
DORIA	22
DUPLOCEM	26
DUPLOSTONE	28
EATON ADZ	30
ESSEN	42
ESSEN ADZ / 20MM	42
K-SLATE 20MM	54
KONCEPT 20MM	52
MOSEL 20MM	58
PIETRA DI LAVAGNA EXT.	66
PIETRA DI SAVOIA EXT.	68
ROVERE EXT.	156
STYLE ADZ	76
VITA 20MM	80

TABLA DE UTILIDADES TÉCNICAS

TABLE OF TECHNICAL UTILITIES / TABLEAU DES UTILITÉS TECHNIQUES

BS7976

(PTV) WET

Clasificación según los valores de los ensayos del péndulo (mojado)
Classification according to pendulum test values (wet)
Classification selon les valeurs du test du pendule (humide)

36+ PTV(WET)	pág.
ALLOY	18
AROA	20
DORIA	22
DUPLOCEM	26
DUPLOSTONE	28
EATON ADZ	30
ELEGANZA	32
ESSEN ADZ / 20MM	42
ESSENZA DECORSTONE	44
FIUME	50
FORVM	106
K-SLATE 20MM	54
KONCEPT	52
KONCEPT ADZ / 20MM	52
MOSEL	58
MOSEL 20MM	58
OMNIA	62
PIETRA DI LAVAGNA EXT.	66
PIETRA DI SAVOIA EXT.	68
SLATE WAY	74
SONOMA 20MM	158
STYLE ADZ	76
TOVAR	332
VINTAGE	82
VITA 20MM	80

Resumen de características a efectos de facilitar su búsqueda, sin perjuicio de que haya productos que cumplan alguna característica, que por error no estén incluidos.

Summary of characteristics for the purpose of facilitating your search, without prejudice to the fact that there may be products that meet some characteristics, which by mistake are not included.

Résumé des caractéristiques dans le but de faciliter votre recherche, sans préjudice du fait qu'il peut y avoir des produits répondant à certaines caractéristiques, qui par erreur ne sont pas inclus.

ANSI A326.3

Coefficiente de fricción dinámico (DCOF) de pavimentos rígidos
Dynamic coefficient of friction (DCOF) of rigid pavements
Coefficient de frottement dynamique (DCOF) des chaussées rigides

DCOF >0.42	pág.
ELEGANZA	32
ESSENZA DECORSTONE	44
FIUME	50
DUPLOCEM	26
DUPLOSTONE	28

UPEC-CSTB



U2S P3 E3 C2	pág.
STYLE 60,8x60,8 Marengo, Taupe	76
STYLE 45x45 Marengo, Taupe	76

U3 P3 E3 C2	pág.
STYLE 60,8x60,8 / 45x45	
Blanco, Ceniza, Marfil, Perla	76

U4 P4 E3 C2	pág.
EATON 45x45	30
ESSEN 45x45	42











U4 P3 E3 C2	pág.
DRESDEN 60x60/30x60	24
EATON 60,8x60,8	30
ESSEN 60x60	42
ESSEN 60,8x60,8	42
ESSEN 45x90	42

CARACTERÍSTICAS TÉCNICAS

TECHNICAL FEATURES / CARACTÉRISTIQUES TECHNIQUES

COMPACTO PEDRA

CARACTERÍSTICAS TÉCNICAS GRES PORCELÁNICO
TECHNICAL FEATURES PORCELAIN TILES
CARACTÉRISTIQUES TECHNIQUES GRÈS CÉRAME











GRUPO BIa (UGL) Absorción de agua < 0,5% GROUP BIa (UGL) Water absorption < 0,5% GROUPE BIa (UGL) Absorption d'eau < 0,5%		NORMAS DE ENSAYO STANDARD NORMES D'ESSAI	VALORES PRESCRITOS NORMA EN 14411 VALUE REQUIRED BY EN 14411 STANDARD VALEURS PRESCRITES NORME EN 14411	VALOR MEDIO AVERAGE VALUE VALEUR MOYENNE	
	Características dimensionales Dimensional features Caractéristiques dimensionnelles	ISO 10545-2		Cumple la norma Conforms to standard Satisfait à la norme	
	Absorción de agua Water absorption Absorption d'eau	ISO 10545-3	< 0,5%	0,1%	
	Resistencia a la flexión Modulus of rupture Résistance à la flexion	Fuerza de rotura Breaking strength Force de rupture	ISO 10545-4	> 35 N/mm ² > 1300 N	35 - 45 N/mm ² 1600-2400 N
	Resistencia a la abrasión profunda (mm ³) Resistance to deep abrasion (mm ³) Résistance à l'abrasion profonde (mm ³)	ISO 10545-6	Máx. 175 mm ³	110 - 130 mm ³	
	Dilatación térmica lineal Linear thermal expansion Dilatation thermique linéaire	ISO 10545-8	Método de ensayo disponible Test method available Méthode d'essai disponible	<7,0 x 10 ⁻⁶ °C ⁻¹	
	Resistencia al choque térmico Thermal shock resistance Résistance au choc thermique	ISO 10545-9	Método de ensayo disponible Test method available Méthode d'essai disponible	Resiste Resists Résiste	
	Resistencia a la helada Frost resistance Résistance au gel	ISO 10545-12	Método de ensayo disponible Test method available Méthode d'essai disponible	Resiste Resists Résiste	
	Resistencia química Chemical resistance Résistance chimique	Ácidos y bases Acids and bases Acides et bases Productos de limpieza y reactivos de piscinas Cleaning products and pool reactive agents Produits de nettoyage et réactifs de piscines	ISO 10545-13	Método de ensayo disponible Test method available Test method available Mínimo UB Minimum UB Minimum UB	Cumple la norma Conforms to standard Satisfait à la norme Clase UA Class UA Class UA
	Resistencia a las manchas Resistance to stains Résistance aux taches	ISO 10545-14	Mínimo clase 3 Minimum class 3 Minimum classe 3	Cumple la norma Conforms to standard Satisfait à la norme	
	Resistencia al deslizamiento Slip Resistance Résistance au glissement	DIN 51130 DIN 51097 UNE 41901 EX ANSI A326.3		Según Modelos According to models Selon modèles	








CARACTERÍSTICAS TÉCNICAS

TECHNICAL FEATURES / CARACTÉRISTIQUES TECHNIQUES

DECORSTONE

CARACTERÍSTICAS TÉCNICAS GRES PORCELÁNICO
TECHNICAL FEATURES PORCELAIN TILES
CARACTÉRISTIQUES TECHNIQUES GRÈS CÉRAME

GRUPO BIa (GL) Absorción de agua < 0,5% GROUP BIa (GL) Water absorption < 0,5% GROUPE BIa (GL) Absorption d'eau < 0,5%		NORMAS DE ENSAYO STANDARD NORMES D'ESSAI	VALORES PRESCRITOS NORMA EN 14411 VALUE REQUIRED BY EN 14411 STANDARD VALEURS PRESCRITES NORME EN 14411	VALOR MEDIO AVERAGE VALUE VALEUR MOYENNE	
	Características dimensionales Dimensional features Caractéristiques dimensionnelles	ISO 10545-2		Cumple la norma Conforms to standard Satisfait à la norme	
	Absorción de agua Water absorption Absorption d'eau	ISO 10545-3	< 0,5%	0,1%	
	Resistencia a la flexión Modulus of rupture Résistance à la flexion	Fuerza de rotura Breaking strength Force de rupture	ISO 10545-4	> 35 N/mm ² > 1300 N	35 - 45 N/mm ² 1600-2400 N
	Resistencia a la abrasión profunda (mm ³) Resistance to deep abrasion (mm ³) Résistance à l'abrasion profonde (mm ³)	ISO 10545-6	Máx. 175 mm ³	110 - 130 mm ³	
	Dilatación térmica lineal Linear thermal expansion Dilatation thermique linéaire	ISO 10545-8	Método de ensayo disponible Test method available Méthode d'essai disponible	<7,0 x 10 ⁻⁶ °C ⁻¹	
	Resistencia al choque térmico Thermal shock resistance Résistance au choc thermique	ISO 10545-9	Método de ensayo disponible Test method available Méthode d'essai disponible	Resiste Resists Résiste	
	Resistencia a la helada Frost resistance Résistance au gel	ISO 10545-12	Método de ensayo disponible Test method available Méthode d'essai disponible	Resiste Resists Résiste	
	Resistencia química Chemical resistance Résistance chimique	Ácidos y bases Acids and bases Acides et bases Productos de limpieza y reactivos de piscinas Cleaning products and pool reactive agents Produits de nettoyage et réactifs de piscines	ISO 10545-13	Método de ensayo disponible Test method available Test method available Mínimo UB Minimum UB Minimum UB	Cumple la norma Conforms to standard Satisfait à la norme Clase UA Class UA Class UA
	Resistencia a las manchas Resistance to stains Résistance aux taches	ISO 10545-14	Mínimo clase 3 Minimum class 3 Minimum classe 3	Cumple la norma Conforms to standard Satisfait à la norme	
	Resistencia al deslizamiento Slip Resistance Résistance au glissement	DIN 51130 DIN 51097 UNE 41901 EX ANSI A326.3		Según Modelos According to models Selon modèles	

 Residenciales / Residential  Aeropuertos / Airports  Oficinas / Offices  Hoteles / Hotels  Fachadas Edificios / Façade  Industrias / Industries  Supermercados / Supermarkets

 Escuelas / Schools  Hospitales / Hospitals  Estaciones / Train Stations  Restaurantes / Restaurants  Almacenes / Stores  Áreas Deportivas / Sports Areas  Parques / Parks











 Residenciales / Residential  Fachadas Edificios / Façade

CARACTERÍSTICAS TÉCNICAS

TECHNICAL FEATURES / CARACTÉRISTIQUES TECHNIQUES

COMPACGLASS

CARACTERÍSTICAS TÉCNICAS GRES PORCELÁNICO ESMALTADO
TECHNICAL FEATURES GLAZED PORCELAIN TILES
CARACTÉRISTIQUES TECHNIQUES GRÈS CÉRAME ÉMAILLÉ

	GRUPO BIa (GL) Absorción de agua < 0,5% GROUP BIa (GL) Water absorption < 0,5% GROUPE BIa (GL) Absorption d'eau < 0,5%	NORMAS DE ENSAYO STANDARD NORMES D'ESSAI	VALORES PRESCRITOS NORMA EN 14411 VALUE REQUIRED BY EN 14411 STANDARD VALEURS PRESCRITES NORME EN 14411	VALOR MEDIO AVERAGE VALUE VALEUR MOYENNE
	Características dimensionales Dimensional features Caractéristiques dimensionnelles	ISO 10545-2		Cumple la norma Conforms to standard Satisfait à la norme
	Absorción de agua Water absorption Absorption d'eau	ISO 10545-3	< 0,5%	0,1%
	Resistencia a la flexión Modulus of rupture Résistance à la flexion	Fuerza de rotura Breaking strength Force de rupture	ISO 10545-4	> 35 N/mm ² > 1300 N 1600-2400 N
	Resistencia a la abrasión superficial Resistance to surface abrasion Résistance à l'abrasion de surface	ISO 10545-7	Clase indicada por el fabricante Abrasion class indicated by the manufacturer Classe indiquée par le fabricant	Según Modelos According to models Selon modèles
	Dilatación térmica lineal Linear thermal expansion Dilatation thermique linéaire	ISO 10545-8	Método de ensayo disponible Test method available Méthode d'essai disponible	<7,0 x 10 ⁻⁶ 9C ⁻¹
	Resistencia al choque térmico Thermal shock resistance Résistance au choc thermique	ISO 10545-9	Método de ensayo disponible Test method available Méthode d'essai disponible	Resiste Resists Résiste
	Resistencia al cuarteo Crazing resistance Résistance au tressaillage	ISO 10545-11	Exigida Required Exigée	Resiste Resists Résiste
	Resistencia a la helada Frost resistance Résistance au gel	ISO 10545-12	Método de ensayo disponible Test method available Méthode d'essai disponible	Resiste Resists Résiste
	Resistencia química Chemical resistance Résistance chimique	Ácidos y bases Acids and bases Acides et bases Productos de limpieza y reactivos de piscinas Cleaning products and pool reactive agents Produits de nettoyage et réactifs de piscines	ISO 10545-13	Método de ensayo disponible Test method available Méthode d'essai disponible Mínimo GB Minimum GB Minimum GB Cumple la norma Conforms to standard Satisfait à la norme Clase GA Class GA Classe GA
	Resistencia a las manchas Resistance to stains Résistance aux taches	ISO 10545-14	Mínimo clase 3 Minimum class 3 Minimum classe 3	Cumple la norma Conforms to standard Satisfait à la norme












Residenciales /
Residential



Fachadas Edificios /
Façade










REVESTIMIENTO MONOPOROSA

CARACTERÍSTICAS TÉCNICAS REVESTIMIENTO MONOPOROSA
TECHNICAL FEATURES FOR MONOPOROSA WALL TILES
CARACTÉRISTIQUES TECHNIQUES CARREAUX DE MUR

	GRUPO BIII (GL) Absorción de agua > 10% GROUP BIII (GL) Water absorption > 10% GROUPE BIII (GL) Absorption d'eau > 10%	NORMAS DE ENSAYO STANDARD NORMES D'ESSAI	VALORES PRESCRITOS NORMA EN 14411 VALUE REQUIRED BY EN 14411 STANDARD VALEURS PRESCRITES NORME EN 14411	VALOR MEDIO AVERAGE VALUE VALEUR MOYENNE
	Características dimensionales Dimensional features / Caractéristiques dimensionnelles	ISO 10545-2		Cumple la norma Conforms to standard Satisfait à la norme
	Absorción de agua Water absorption / Absorption d'eau	ISO 10545-3	> 10%	16%
	Resistencia a la flexión Modulus of rupture Résistance à la flexion	Resistencia a la flexión Modulus of rupture Résistance à la flexion Fuerza de rotura Breaking strength / Force de rupture	ISO 10545-4	> 12 N / mm ² > 600 N 20 - 30 N / mm ² 700 - 1000 N
	Resistencia a la abrasión superficial Resistance to surface abrasion / Résistance à l'abrasion de surface	ISO 10545-7	Clase indicada por el fabricante Abrasion class indicated by the manufacturer / Classe indiquée par le fabricant	No aplica Not apply Non applicable
	Dilatación térmica lineal Linear thermal expansion / Dilatation thermique linéaire	ISO 10545-8	Método de ensayo disponible Test method available Méthode d'essai disponible	<7,0 x 10 ⁻⁶ 9C ⁻¹
	Resistencia al choque térmico Thermal shock resistance / Résistance au choc thermique	ISO 10545-9	Método de ensayo disponible Test method available Méthode d'essai disponible	Resiste Resists Résiste
	Resistencia al cuarteo Crazing resistance / Résistance au tressaillage	ISO 10545-11	Exigida Required Exigée	Resiste Resists Résiste
	Resistencia química Chemical resistance Résistance chimique	Ácidos y bases Acids and bases / Acides et bases Productos de limpieza y reactivos de piscinas Cleaning products and pool reactive agents / Produits de nettoyage et réactifs de piscines	ISO 10545-13	Método de ensayo disponible Test method available Méthode d'essai disponible Mínimo GB Minimum GB Minimum GB Cumple la norma Conforms to standard Satisfait à la norme Clase GA Class GA Classe GA
	Resistencia a las manchas Resistance to stains / Résistance aux taches	ISO 10545-14	Mínimo clase 3 Minimum class 3 Minimum classe 3	Cumple la norma Conforms to standard Satisfait à la norme

PAVIMENTO PASTA ROJA

CARACTERÍSTICAS TÉCNICAS PAVIMENTO PASTA ROJA
TECHNICAL FEATURES CERAMIC PORCELAIN TILES
CARACTÉRISTIQUES TECHNIQUES CARREAUX DE SOL PÂTE ROUGE

	GRUPO BIla (GL) 3% < Absorción de agua < 6% GROUP BIla (GL) 3% < Water absorption < 6% GROUPE BIla (GL) 3% < Absorption d'eau < 6%	NORMAS DE ENSAYO STANDARD NORMES D'ESSAI	VALORES PRESCRITOS NORMA EN 14411 VALUE REQUIRED BY EN 14411 STANDARD VALEURS PRESCRITES NORME EN 14411	VALOR MEDIO AVERAGE VALUE VALEUR MOYENNE
	Características dimensionales Dimensional features / Caractéristiques dimensionnelles	ISO 10545-2		Cumple la norma Conforms to standard Satisfait à la norme
	Absorción de agua Water absorption / Absorption d'eau	ISO 10545-3	3% < E < 6%	5%
	Resistencia a la flexión Modulus of rupture Résistance à la flexion	Resistencia a la flexión Modulus of rupture Résistance à la flexion Fuerza de rotura Breaking strength / Force de rupture	ISO 10545-4	> 22 N / mm ² > 1000 N 30 - 40 N / mm ² 1100 - 1900 N
	Resistencia a la abrasión superficial Resistance to surface abrasion / Résistance à l'abrasion de surface	ISO 10545-7	Clase indicada por el fabricante Abrasion class indicated by the manufacturer / Classe indiquée par le fabricant	No aplica Not apply Non applicable
	Dilatación térmica lineal Linear thermal expansion / Dilatation thermique linéaire	ISO 10545-8	Método de ensayo disponible Test method available Méthode d'essai disponible	<7,0 x 10 ⁻⁶ 9C ⁻¹
	Resistencia al choque térmico Thermal shock resistance / Résistance au choc thermique	ISO 10545-9	Método de ensayo disponible Test method available Méthode d'essai disponible	Resiste Resists / Résiste
	Resistencia al cuarteo Crazing resistance / Résistance au tressaillage	ISO 10545-11	Exigida Required Exigée	Resiste Resists Résiste
	Resistencia química Chemical resistance Résistance chimique	Ácidos y bases Acids and bases / Acides et bases Productos de limpieza y reactivos de piscinas Cleaning products and pool reactive agents / Produits de nettoyage et réactifs de piscines	ISO 10545-13	Método de ensayo disponible Test method available Méthode d'essai disponible Mínimo GB Minimum GB Minimum GB Cumple la norma Conforms to standard / Satisfait à la norme Clase GA Class GA Classe GA
	Resistencia a las manchas Resistance to stains / Résistance aux taches	ISO 10545-14	Mínimo clase 3 Minimum class 3 Minimum classe 3	Cumple la norma Conforms to standard Satisfait à la norme



RECOMENDACIONES PARA LA LIMPIEZA DE DECORADOS Y PIEZAS ESPECIALES

Debido a las características de los metales utilizados en la confección de estos productos es suficiente utilizar una bayeta húmeda y jabón líquido neutro.

Si la pieza llevara protección no quitarla hasta que el producto este colocado y limpio.

No se atenderán reclamaciones una vez colocado el producto.

RECOMMENDATIONS FOR THE CLEANING OF DECORATIVE AND SPECIAL PIECES

Due to the characteristics of the metals used in the production of these pieces, only a damp cloth and neutral liquid soap are required to clean them.

Any protective material should be left on the piece until it is fitted and clean.

Complaints will not be considered once the product has been fitted.

RECOMMANDATIONS CONCERNANT LE NETTOYAGE DES DECORS ET PIECES SPECIALES

Dues aux caractéristiques des métaux utilisés lors de la confection de ses produits, il est suffisant d'utiliser une éponge humide et du savon neutre.

Dans le cas où la pièce porterait une protection, ne pas l'enlever jusqu'à ce que le produit soit posé et nettoyé.

Aucune réclamation ne sera acceptée une fois le produit Pamesa posé.



COLOCACIÓN DE GRANDES FORMATOS

LYING LARGE FORMAT TILES

POSE DE GRANDS FORMATS:

<https://vimeo.com/377261681>



MÉTODOS DE CORTE

CUTTING METHODS

MÉTHODES DE COUPE:

<https://vimeo.com/388940194>

PAMESA CERÁMICA COMPACTTO, S.L.U.

Aplica una política de continuo desarrollo de sus productos y se reserva el derecho a realizar cambios en los productos, colores, especificaciones técnicas, packings y códigos sin previo aviso.

PAMESA CERÁMICA COMPACTTO, S.L.U. ha realizado un esfuerzo considerable para que toda la información sea adecuada en el momento de la publicación del catálogo.

A causa de las limitaciones del proceso de impresión los colores reproducidos pueden sufrir ligeras variaciones con respecto al producto original.

PAMESA CERÁMICA COMPACTTO, S.L.U. informa que este catálogo tiene validez a nivel informativo y por tanto no se hace responsable de los posibles errores de impresión; reservándose el derecho de realizar modificaciones sin necesidad de preaviso.

PAMESA CERÁMICA COMPACTTO, S.L.U. operates a policy of continuous development and reserves the right to make changes to its products, colours, engineering specifications, packaging and codes without prior notice.

PAMESA CERÁMICA COMPACTTO, S.L.U. has taken every effort to ensure that the information contained in the catalogue is correct at the time of publication. Due to the limitations of the printing process, the colours reproduced may vary slightly from the original product.

PAMESA CERÁMICA COMPACTTO, S.L.U. advises that this catalogue is only valid for information purposes and therefore does not accept responsibility for any possible printing errors.

PAMESA CERÁMICA COMPACTTO, S.L.U. applique une politique de développement continu de ses produits et se réserve le droit de réaliser des changements, que ce soit de produits, couleurs, spécifications techniques, paquetages et codifications et cela sans en aviser préalablement l'acheteur.

PAMESA CERÁMICA COMPACTTO, S.L.U. a réalisé un effort considérable pour que toute l'information donnée soit adéquate au moment de la publication du catalogue. Dues aux limitations du processus d'impression, les couleurs reproduites peuvent souffrir de légères variations avec le produit original.

PAMESA CERÁMICA COMPACTTO, S.L.U. vous informe que les informations de ce catalogue sont données à titre informatif et qu'elle n'est pas responsable des possibles erreurs d'impression. De plus, elle se réserve le droit de modifier les informations sans préavis.

PAMESA
cerámica

PAMESA CERÁMICA COMPACTTO, S.L.U.

Calle Pina De Montalgrao 2
(Carretera Vila-real - Onda Km 2,7)
12540 Vila-real , Castellón
TEL: + 34 964 50 75 00
www.pamesa.com

PAMESA
cerámica

www.pamesa.com